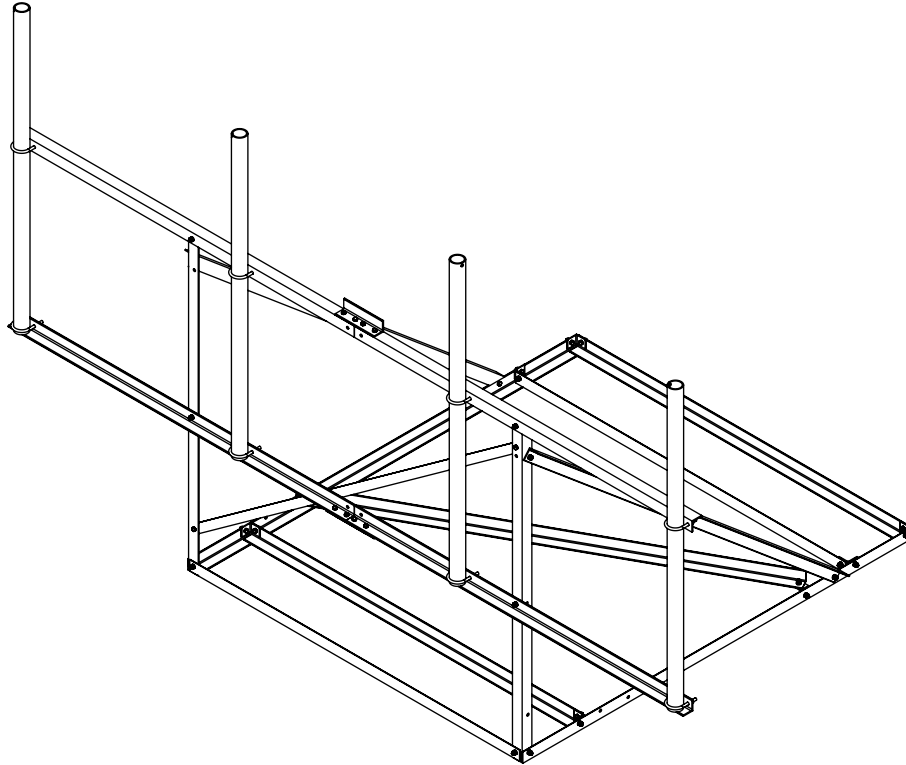


WSF-145-288X5



SYM.	PART #	DESCRIPTION	QTY.
1	AB5932(100)HD	SIDE PAD .18x2.5x2.5Lx100", HDG	2
2	AB5930(85)HD	BALLAST ANGLE .18x2.5x2.5Lx85",HDG	4
3	AB5933HD	CORNER CLIP .18x2.5x2.5Lx2",HDG	8
4	AB5938HD	BOTTOM BRACE .18X2.5x2.5Lx96.71",HDG	1
5	AB5931-75H42VSHD	VERTICAL ANGLE .18x2.5x2.5Lx75", HDG	2
6	AB5935HD	SIDE BRACE .18x2.5x2.5Lx104.56", HDG	2
7	AB5936HD	FRONT BRACE .18x2x2Lx104",HDG	1
8	AB5934(87)R3-4MHD	RH87-4M CROSS MOUNTING ANGLE .25x2.5x2.5Lx87",HDG	2
9	AB5934(87)RL3-4MHD	LH87-4M CROSS MOUNTING ANGLE .25x2.5x2.5Lx87",HDG	2
10	AB5937HD	FRONT FRAME SPLICE ANGLE .25x2.5x2.5Lx10",HDG	2
11	B1182-5HD	2.88"ODx5' PIPE, HDG	4
12	H1-0500-125A325HDG	1/2"x1-1/4" BOLT A325, HDG	38
13	H2-0500HN2HDG	1/2" HVY HEX NUT GR.2H, HDG	54
14	H4-0500LWHDG	1/2" LOCKWASHER, HDG	54
15	HUBLT-50D300W500LHDG	1/2"DIA. x 3"W x 5"D UBOLT, HDG	8
16	H3-0500FWHDG	1/2" FLATWASHER , HDG	16
17		1/8" RUBBER MATTING 48"x108"	2

PROPRIETARY AND CONFIDENTIAL

THE INFORMATION CONTAINED IN THIS DRAWING IS THE SOLE PROPERTY OF BAIRD SUPPORTING SYSTEMS. ANY REPRODUCTION IN PART OR AS A WHOLE WITHOUT THE WRITTEN PERMISSION OF BAIRD SUPPORTING SYSTEMS IS PROHIBITED.



WWW.BAIRD MOUNTS.COM

UNLESS OTHERWISE SPECIFIED:

DIMENSIONS ARE IN INCHES
TOLERANCES:
FRACTIONAL ±
ANGULAR: MACH ± BEND ±
TWO PLACE DECIMAL ±
THREE PLACE DECIMAL ±

DO NOT SCALE DRAWING

BAIRD MOUNTING SYSTEMS

WATERLOO, IA 50703
PHONE: 319-233-3561
SALES@BAIRDMOUNTS.COM

TITLE:
WSF-145-288X5

DRAWN BY
JK

MATERIAL

DWG. PURPOSE
INSTRUCTION

PART. NO.
WSF-145-288X5

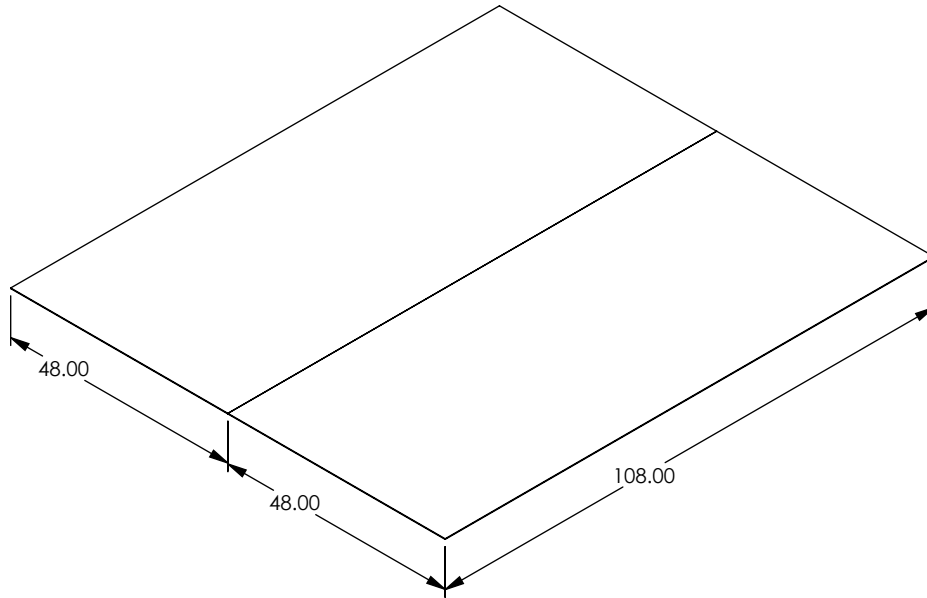
DWG. NO.
WSF-145-288X5 INST.

DATE
05/30/18

FINISH

SHEET
1

SCALE
-



LAYOUT THE TWO PIECES OF RUBBER PAD AS SHOWN ABOVE.

PROPRIETARY AND CONFIDENTIAL

THE INFORMATION CONTAINED IN THIS DRAWING IS THE SOLE PROPERTY OF BAIRD SUPPORTING SYSTEMS. ANY REPRODUCTION IN PART OR AS A WHOLE WITHOUT THE WRITTEN PERMISSION OF BAIRD SUPPORTING SYSTEMS IS PROHIBITED.



WWW.BAIRDMOUNTS.COM

UNLESS OTHERWISE SPECIFIED:

DIMENSIONS ARE IN INCHES
TOLERANCES:
FRACTIONAL ±
ANGULAR: MACH ± BEND ±
TWO PLACE DECIMAL ±
THREE PLACE DECIMAL ±

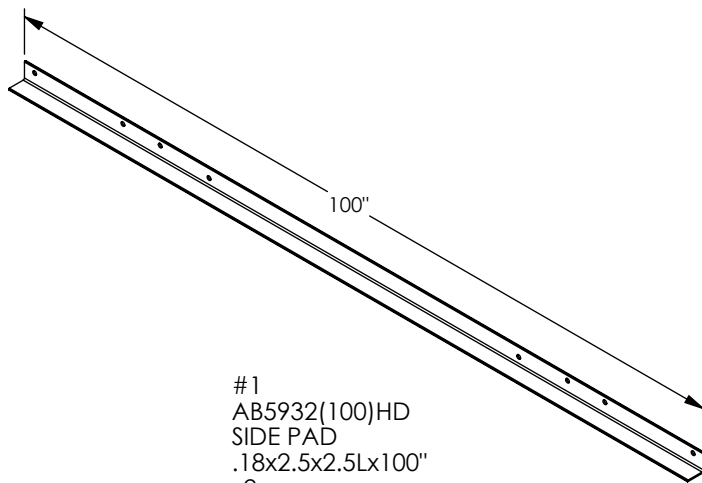
DO NOT SCALE DRAWING

BAIRD MOUNTING SYSTEMS

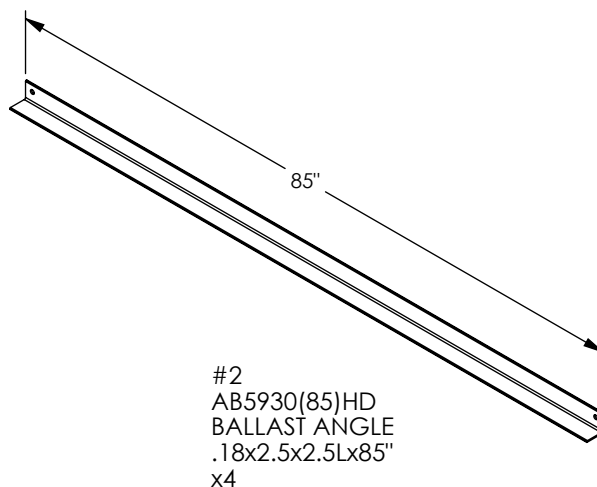
WATERLOO, IA 50703
PHONE: 319-233-3561
SALES@BAIRDMOUNTS.COM

TITLE:
WSF-145-288x5

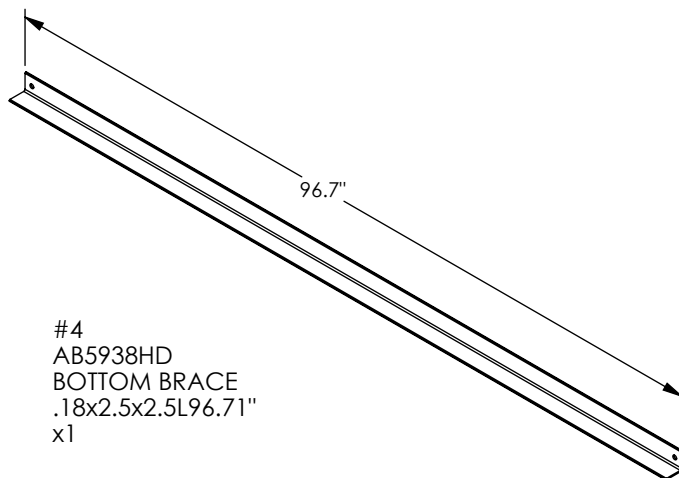
DRAWN BY JK	DATE 05/30/18	
MATERIAL -	FINISH -	
DWG. PURPOSE INSTRUCTION	SHEET 2	SCALE -
PART. NO. WSF-145-288X5		
DWG. NO. WSF-145-288X5 INST.		



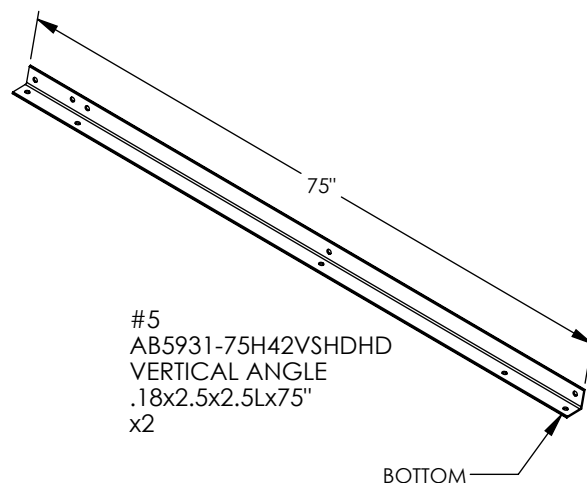
#1
AB5932(100)HD
SIDE PAD
.18x2.5x2.5Lx100"
x2



#2
AB5930(85)HD
BALLAST ANGLE
.18x2.5x2.5Lx85"
x4

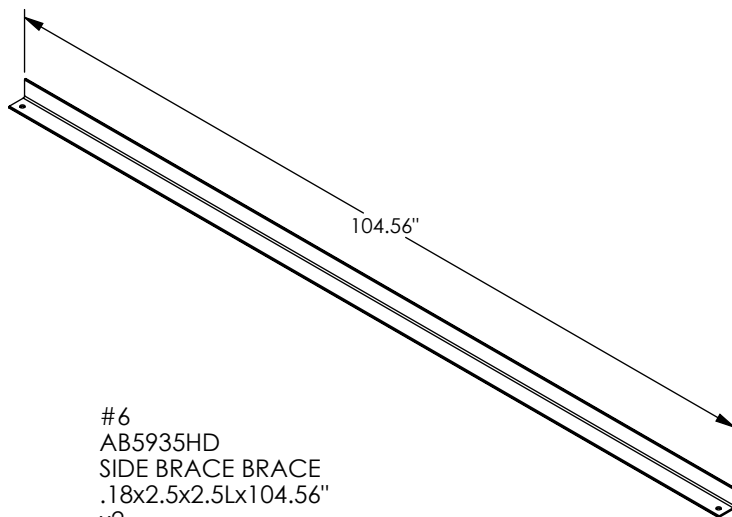


#4
AB5938HD
BOTTOM BRACE
.18x2.5x2.5Lx96.71"
x1

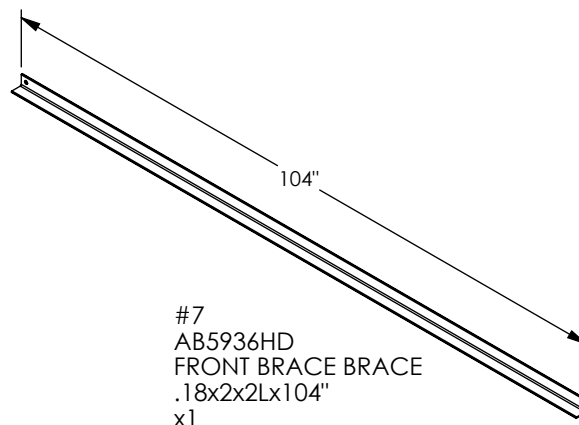


#5
AB5931-75H42VSHDHD
VERTICAL ANGLE
.18x2.5x2.5Lx75"
x2

BOTTOM



#6
AB5935HD
SIDE BRACE
.18x2.5x2.5Lx104.56"
x2



#7
AB5936HD
FRONT BRACE BRACE
.18x2x2Lx104"
x1

PROPRIETARY AND CONFIDENTIAL

THE INFORMATION CONTAINED IN THIS DRAWING IS THE SOLE PROPERTY OF BAIRD SUPPORTING SYSTEMS. ANY REPRODUCTION IN PART OR AS A WHOLE WITHOUT THE WRITTEN PERMISSION OF BAIRD SUPPORTING SYSTEMS IS PROHIBITED.



WWW.BAIRD MOUNTS.COM

UNLESS OTHERWISE SPECIFIED:

DIMENSIONS ARE IN INCHES
TOLERANCES:
FRACTIONAL ±
ANGULAR: MACH ± BEND ±
TWO PLACE DECIMAL ±
THREE PLACE DECIMAL ±

DO NOT SCALE DRAWING

BAIRD MOUNTING SYSTEMS

WATERLOO, IA 50703
PHONE: 319-233-3561
SALES@BAIRDMOUNTS.COM

TITLE:
WSF-145-288X5

DRAWN BY

JK

MATERIAL

-

DWG. PURPOSE

INSTRUCTION

DATE

5/30/18

FINISH

-

SHEET

3

SCALE

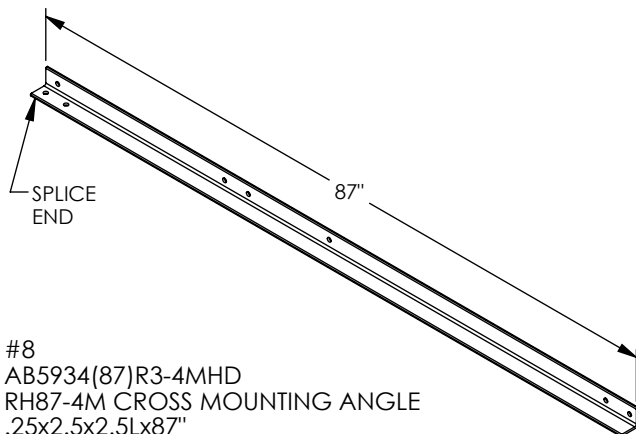
-

PART. NO.

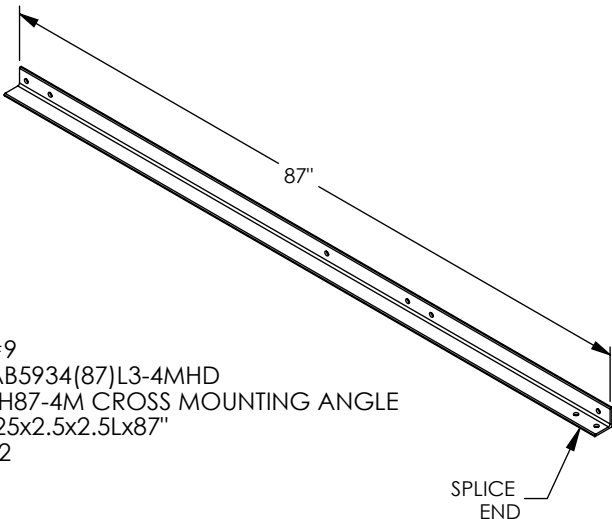
WSF-145-288X5

DWG. NO.

WSF-145-288X5 INST.

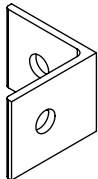


#8
AB5934(87)R3-4MHD
RH87-4M CROSS MOUNTING ANGLE
.25x2.5x2.5Lx87"
x2

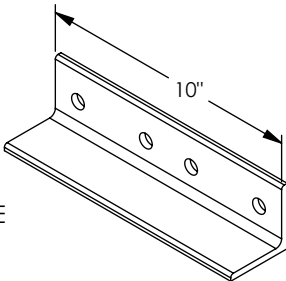


#9
AB5934(87)L3-4MHD
LH87-4M CROSS MOUNTING ANGLE
.25x2.5x2.5Lx87"
x2

#3
AB5933HD
CORNER CLIP
.18x2.5x2.5Lx2"
x8



#10
AB5937HD
FRONT FRAME SPLICE ANGLE
.25x2.5x2.5Lx10"
x2



PROPRIETARY AND CONFIDENTIAL

THE INFORMATION CONTAINED IN THIS DRAWING IS THE SOLE PROPERTY OF BAIRD SUPPORTING SYSTEMS. ANY REPRODUCTION IN PART OR AS A WHOLE WITHOUT THE WRITTEN PERMISSION OF BAIRD SUPPORTING SYSTEMS IS PROHIBITED.



WWW.BAIRDMOUNTS.COM

UNLESS OTHERWISE SPECIFIED:

DIMENSIONS ARE IN INCHES
TOLERANCES:
FRACTIONAL ±
ANGULAR: MACH ± BEND ±
TWO PLACE DECIMAL ±
THREE PLACE DECIMAL ±

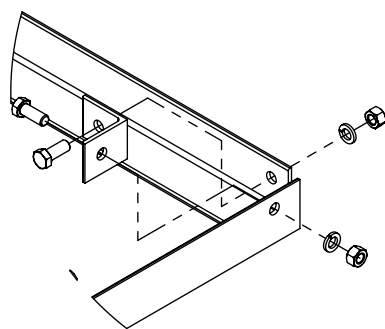
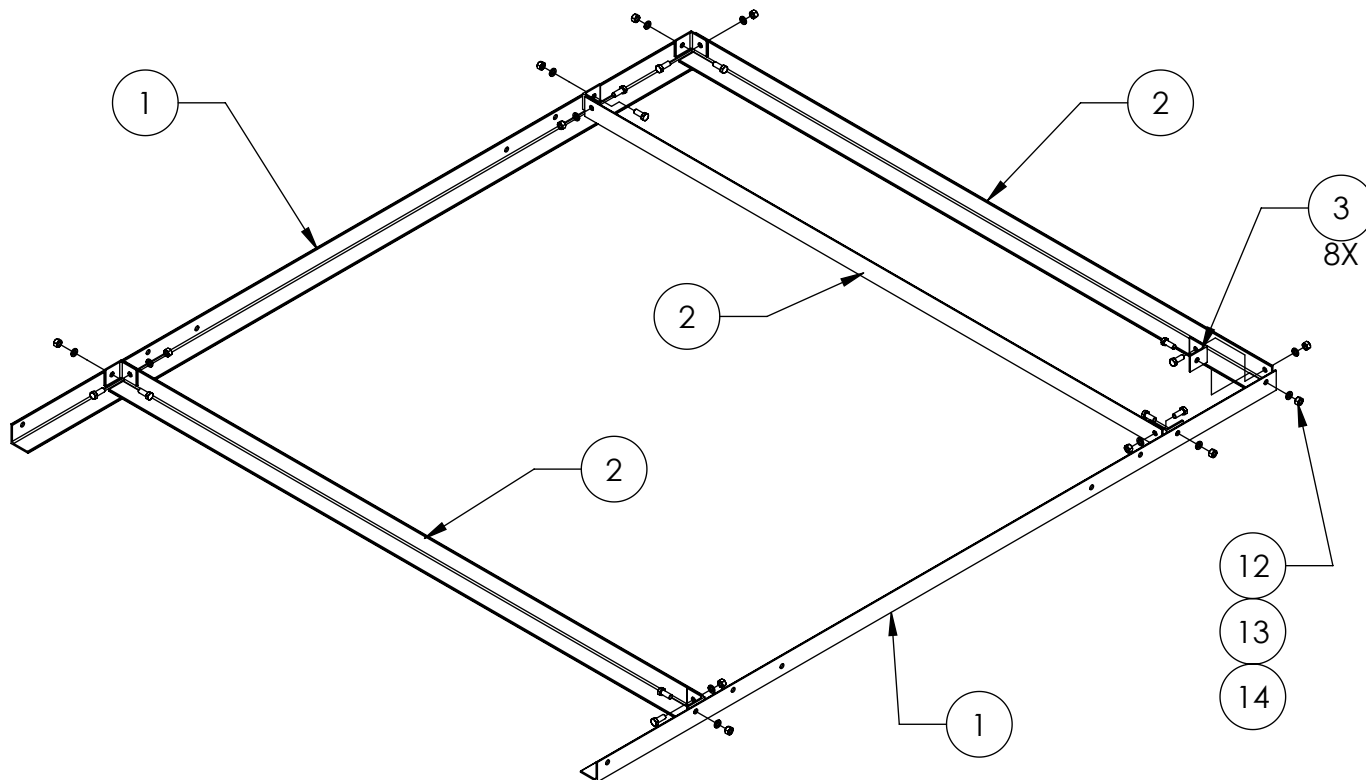
DO NOT SCALE DRAWING

BAIRD MOUNTING SYSTEMS

WATERLOO, IA 50703
PHONE: 319-233-3561
SALES@BAIRDMOUNTS.COM

TITLE:
WSF-145-288X5

DRAWN BY JK	DATE 05/30/18	
MATERIAL -	FINISH -	
DWG. PURPOSE INSTRUCTION	SHEET 4	SCALE -
PART. NO. WSF-145-288X5		
DWG. NO. WSF-145-288X5 INST.		



TYPICAL CORNER DETAIL

PROPRIETARY AND CONFIDENTIAL

THE INFORMATION CONTAINED IN THIS DRAWING IS THE SOLE PROPERTY OF BAIRD SUPPORTING SYSTEMS. ANY REPRODUCTION IN PART OR AS A WHOLE WITHOUT THE WRITTEN PERMISSION OF BAIRD SUPPORTING SYSTEMS IS PROHIBITED.



WWW.BAIRD MOUNTS.COM

UNLESS OTHERWISE SPECIFIED:

DIMENSIONS ARE IN INCHES
TOLERANCES:
FRACTIONAL \pm
ANGULAR: MACH \pm BEND \pm
TWO PLACE DECIMAL \pm
THREE PLACE DECIMAL \pm

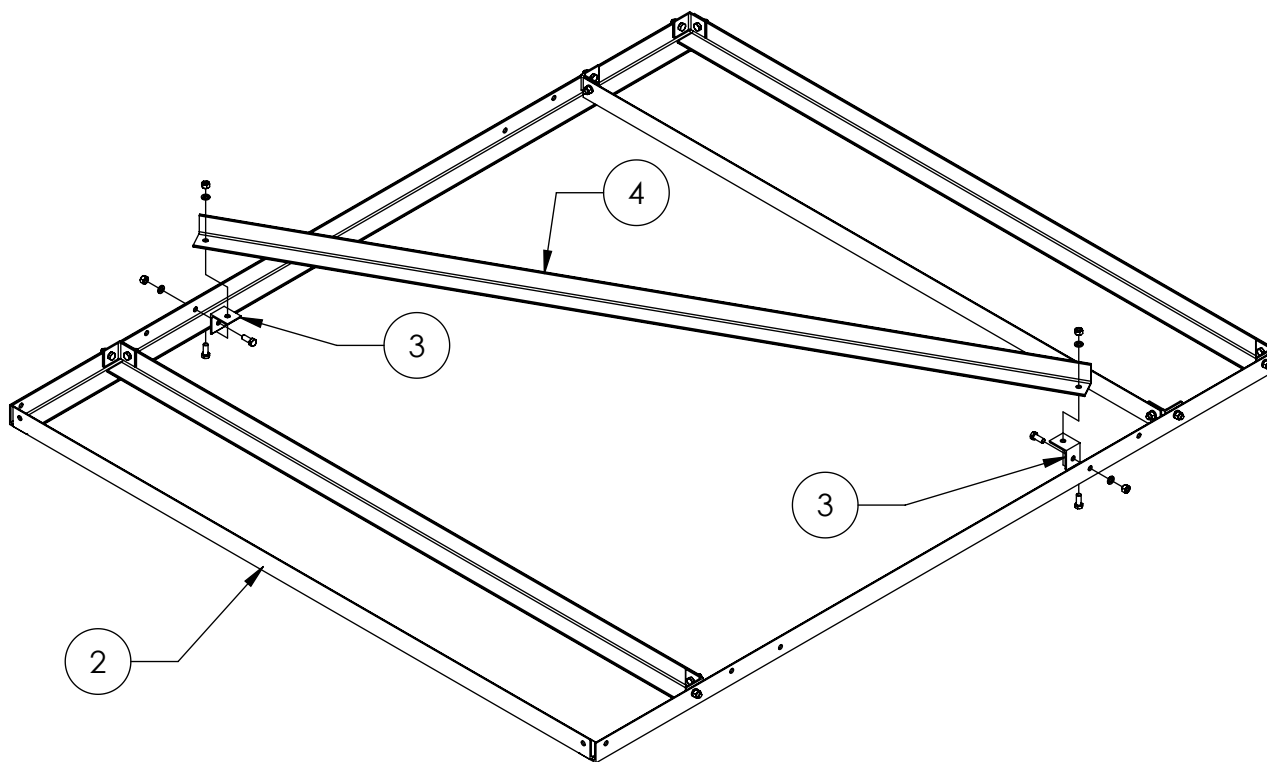
DO NOT SCALE DRAWING

BAIRD MOUNTING SYSTEMS

WATERLOO, IA 50703
PHONE: 319-233-3561
SALES@BAIRDMOUNTS.COM

TITLE:
WSF-145-288X5

DRAWN BY JK	DATE 05/30/18	
MATERIAL -	FINISH -	
DWG. PURPOSE INSTRUCTION	SHEET 5	SCALE -
PART. NO. WSF-145-288X5		
DWG. NO. WSF-145-288X5 INST.		



ATTACH THE BOTTOM BRACE(#4) TO THE FRAME AS SHOWN ABOVE. ALSO SET BALLAST TRAY(#2) INTO POSTION. THE BALLAST TRAY WILL BE SECURED IN THE NEXT STEP OF THE ASSEMBLY.

PROPRIETARY AND CONFIDENTIAL

THE INFORMATION CONTAINED IN THIS DRAWING IS THE SOLE PROPERTY OF BAIRD SUPPORTING SYSTEMS. ANY REPRODUCTION IN PART OR AS A WHOLE WITHOUT THE WRITTEN PERMISSION OF BAIRD SUPPORTING SYSTEMS IS PROHIBITED.



WWW.BAIRD MOUNTS.COM

UNLESS OTHERWISE SPECIFIED:

DIMENSIONS ARE IN INCHES
TOLERANCES:
FRACTIONAL ±
ANGULAR: MACH ± BEND ±
TWO PLACE DECIMAL ±
THREE PLACE DECIMAL ±

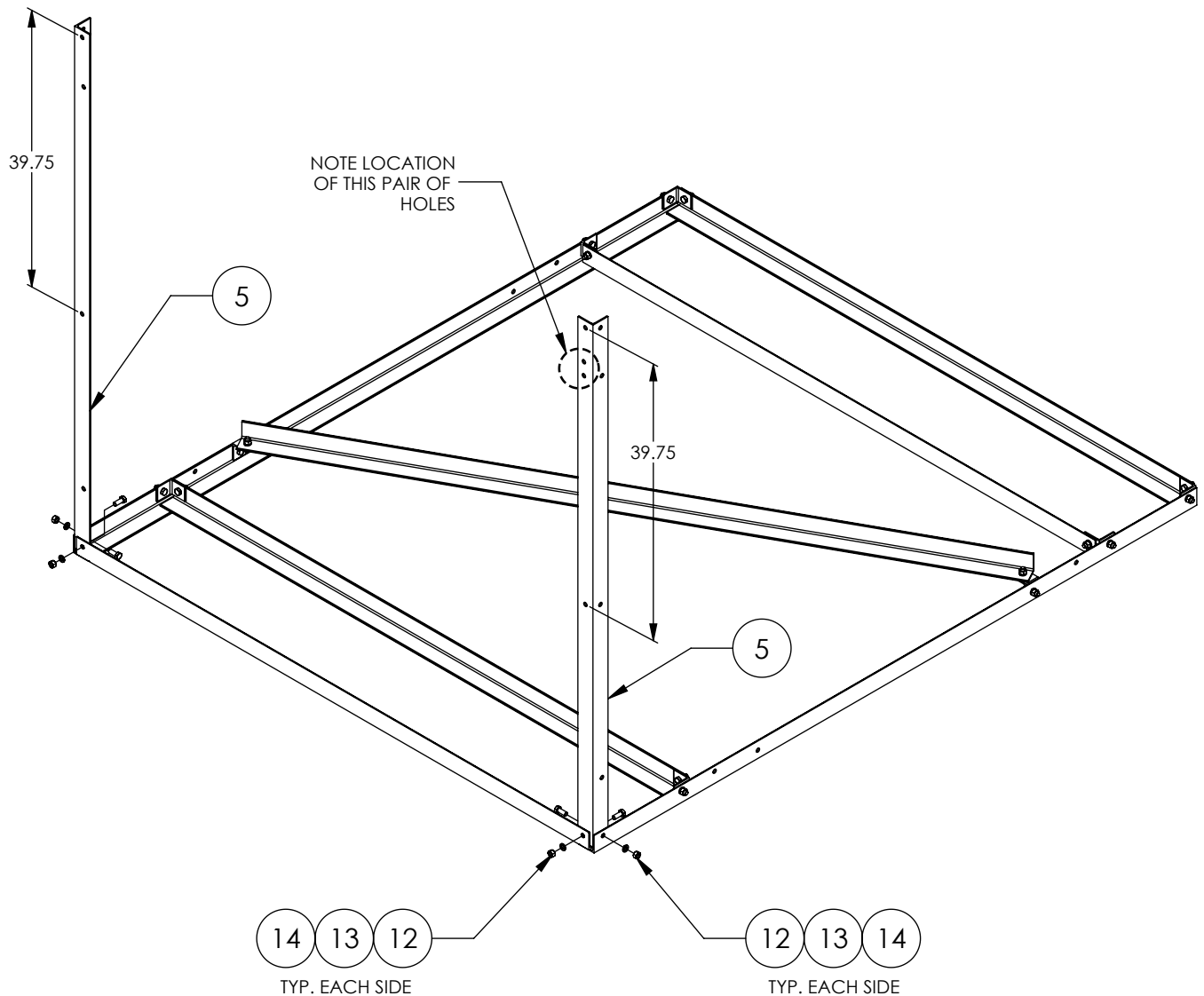
DO NOT SCALE DRAWING

BAIRD MOUNTING SYSTEMS

WATERLOO, IA 50703
PHONE: 319-233-3561
SALES@BAIRDMOUNTS.COM

TITLE:
WSF-145-288X5

DRAWN BY JK	DATE 05/30/18	
MATERIAL -	FINISH -	
DWG. PURPOSE INSTRUCTION	SHEET 6	SCALE -
PART. NO. WSF-145-288X5		
DWG. NO. WSF-145-288X5 INST.		



PROPRIETARY AND CONFIDENTIAL

THE INFORMATION CONTAINED IN THIS DRAWING IS THE SOLE PROPERTY OF BAIRD SUPPORTING SYSTEMS. ANY REPRODUCTION IN PART OR AS A WHOLE WITHOUT THE WRITTEN PERMISSION OF BAIRD SUPPORTING SYSTEMS IS PROHIBITED.



WWW.BAIRD MOUNTS.COM

UNLESS OTHERWISE SPECIFIED:

DIMENSIONS ARE IN INCHES
TOLERANCES:
FRACTIONAL ±
ANGULAR: MACH ± BEND ±
TWO PLACE DECIMAL ±
THREE PLACE DECIMAL ±

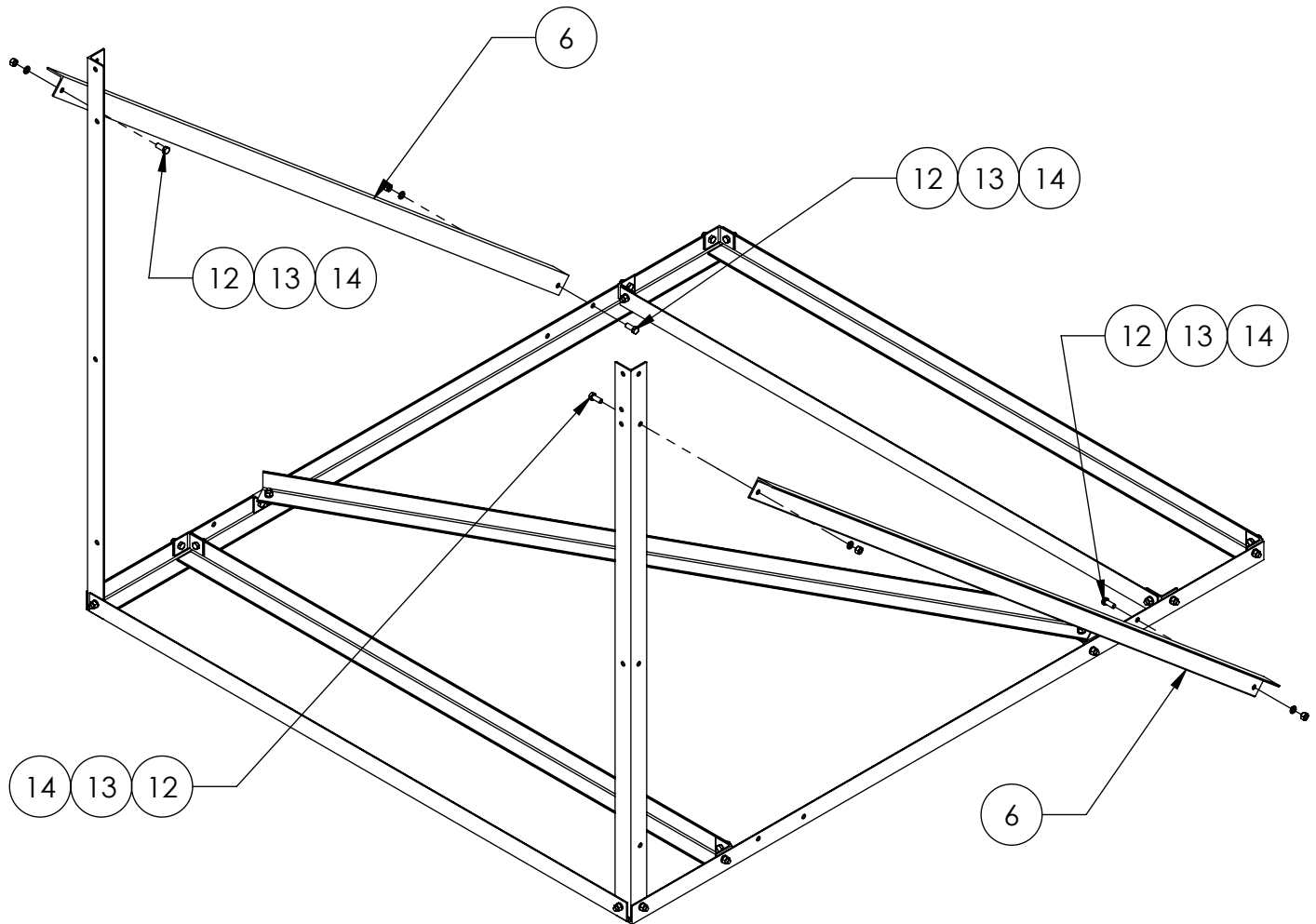
DO NOT SCALE DRAWING

BAIRD MOUNTING SYSTEMS

WATERLOO, IA 50703
PHONE: 319-233-3561
SALES@BAIRDMOUNTS.COM

TITLE:
WSF-145-288X5

DRAWN BY JK	DATE 05/30/18	
MATERIAL -	FINISH -	
DWG. PURPOSE INSTRUCTION	SHEET 7	SCALE -
PART. NO. WSF-145-288X5		
DWG. NO. WSF-145-288X5 INST.		



PROPRIETARY AND CONFIDENTIAL

THE INFORMATION CONTAINED IN THIS DRAWING IS THE SOLE PROPERTY OF BAIRD SUPPORTING SYSTEMS. ANY REPRODUCTION IN PART OR AS A WHOLE WITHOUT THE WRITTEN PERMISSION OF BAIRD SUPPORTING SYSTEMS IS PROHIBITED.



WWW.BAIRD MOUNTS.COM

UNLESS OTHERWISE SPECIFIED:

DIMENSIONS ARE IN INCHES
TOLERANCES:
FRACTIONAL ±
ANGULAR: MACH ± BEND ±
TWO PLACE DECIMAL ±
THREE PLACE DECIMAL ±

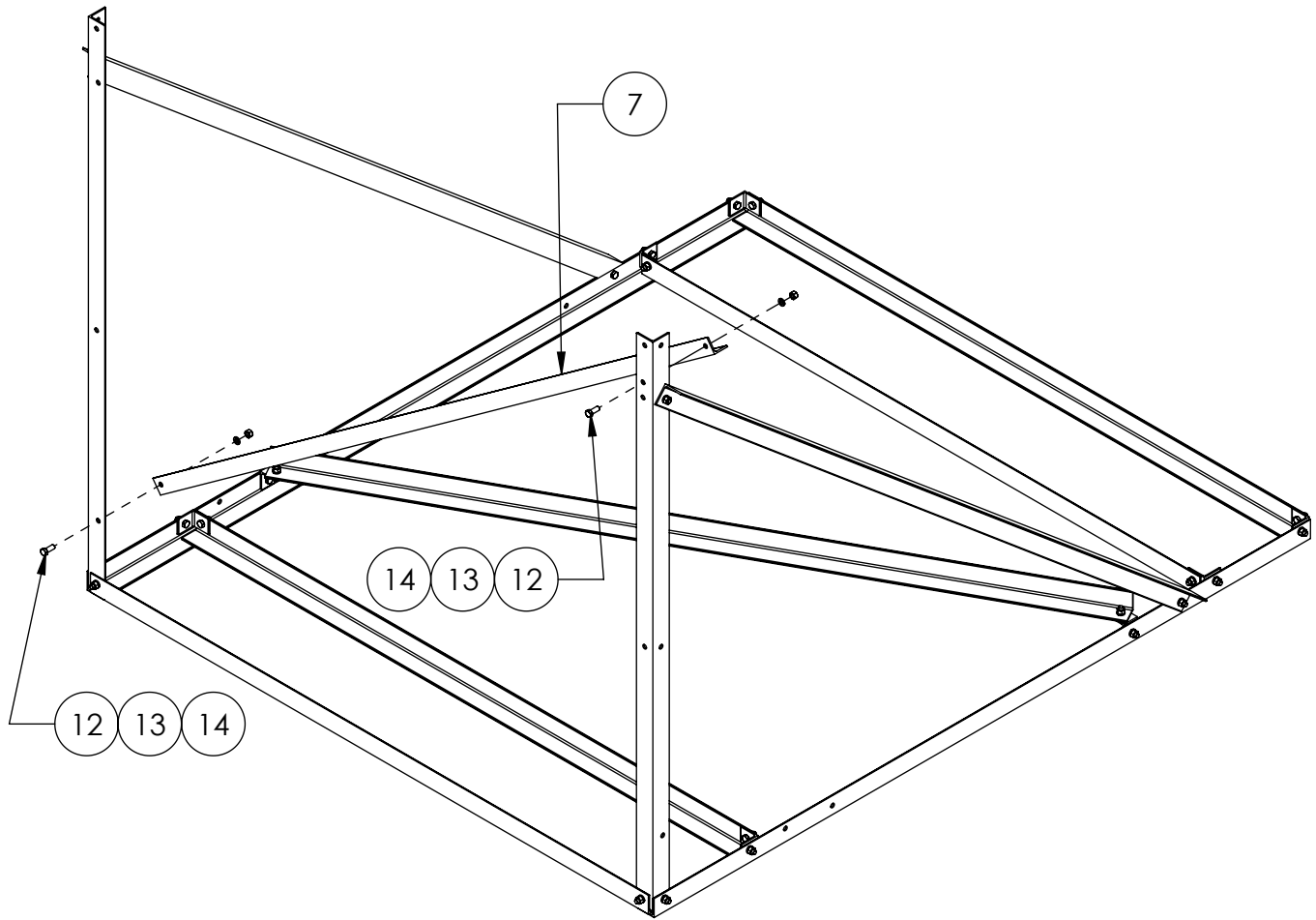
DO NOT SCALE DRAWING

BAIRD MOUNTING SYSTEMS

WATERLOO, IA 50703
PHONE: 319-233-3561
SALES@BAIRDMOUNTS.COM

TITLE:
WSF-145-288X5

DRAWN BY JK	DATE 05/30/18	
MATERIAL -	FINISH -	
DWG. PURPOSE INSTRUCTION	SHEET 8	SCALE -
PART. NO. WSF-145-288X5		
DWG. NO. WSF-145-288X5 INST.		



PROPRIETARY AND CONFIDENTIAL

THE INFORMATION CONTAINED IN THIS DRAWING IS THE SOLE PROPERTY OF BAIRD SUPPORTING SYSTEMS. ANY REPRODUCTION IN PART OR AS A WHOLE WITHOUT THE WRITTEN PERMISSION OF BAIRD SUPPORTING SYSTEMS IS PROHIBITED.



WWW.BAIRDMounts.COM

UNLESS OTHERWISE SPECIFIED:

DIMENSIONS ARE IN INCHES
TOLERANCES:
FRACTIONAL ±
ANGULAR: MACH ± BEND ±
TWO PLACE DECIMAL ±
THREE PLACE DECIMAL ±

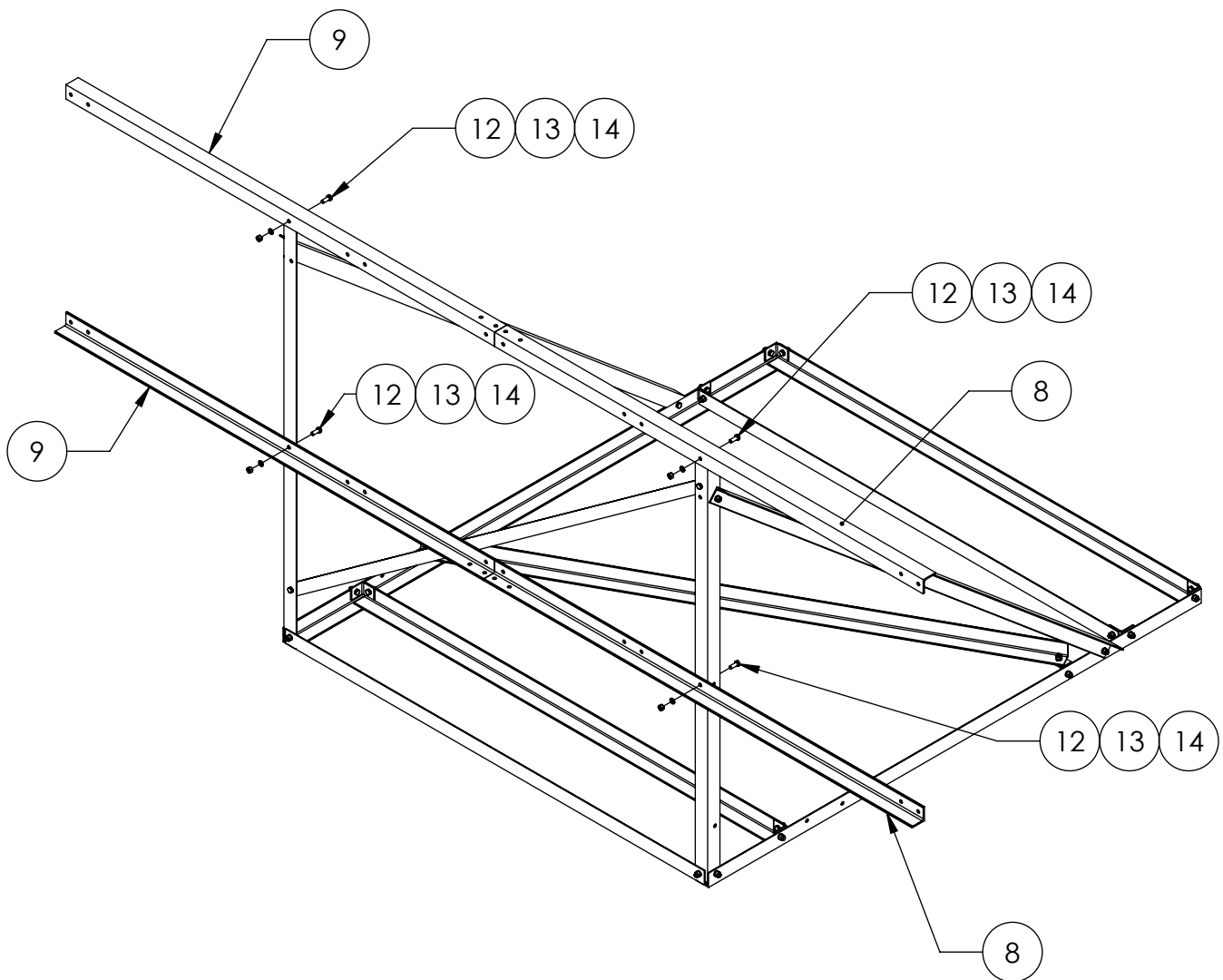
DO NOT SCALE DRAWING

BAIRD MOUNTING SYSTEMS

WATERLOO, IA 50703
PHONE: 319-233-3561
SALES@BAIRDMOUNTS.COM

TITLE:
WSF-145-288X5

DRAWN BY JK	DATE 05/30/18	
MATERIAL -	FINISH -	
DWG. PURPOSE INSTRUCTION	SHEET 9	SCALE -
PART. NO. WSF-145-288X5		
DWG. NO. WSF-145-288X5 INST.		



PROPRIETARY AND CONFIDENTIAL

THE INFORMATION CONTAINED IN THIS DRAWING IS THE SOLE PROPERTY OF BAIRD SUPPORTING SYSTEMS. ANY REPRODUCTION IN PART OR AS A WHOLE WITHOUT THE WRITTEN PERMISSION OF BAIRD SUPPORTING SYSTEMS IS PROHIBITED.



WWW.BAIRD MOUNTS.COM

UNLESS OTHERWISE SPECIFIED:

DIMENSIONS ARE IN INCHES
TOLERANCES:
FRACTIONAL \pm
ANGULAR: MACH \pm BEND \pm
TWO PLACE DECIMAL \pm
THREE PLACE DECIMAL \pm

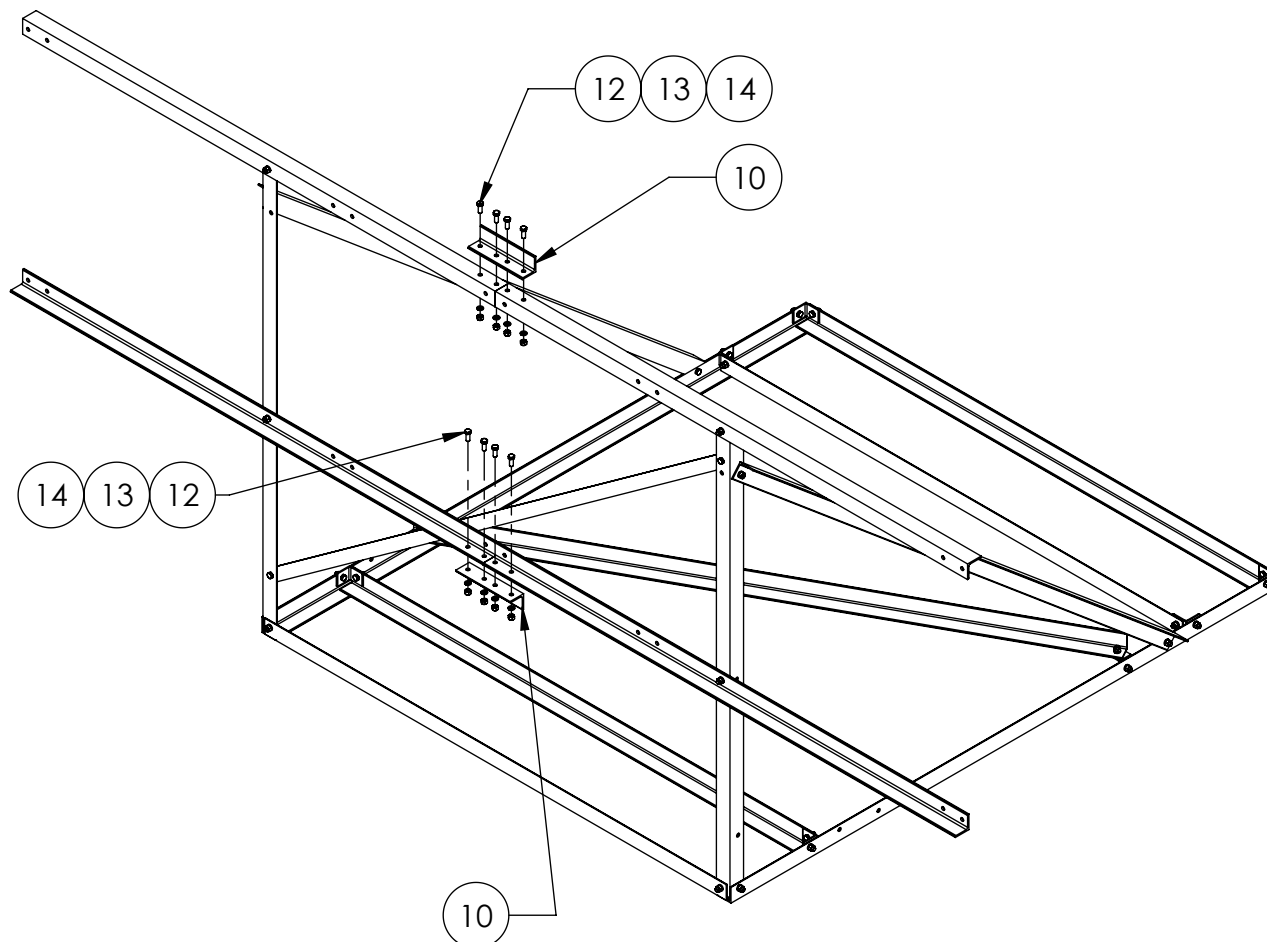
DO NOT SCALE DRAWING

BAIRD MOUNTING SYSTEMS

WATERLOO, IA 50703
PHONE: 319-233-3561
SALES@BAIRD MOUNTS.COM

TITLE:
WSF-145-288X5

DRAWN BY JK	DATE 05/30/18	
MATERIAL -	FINISH -	
DWG. PURPOSE INSTRUCTION	SHEET 10	SCALE -
PART. NO. WSF-145-288X5		
DWG. NO. WSF-145-288X5 INST.		



PROPRIETARY AND CONFIDENTIAL

THE INFORMATION CONTAINED IN THIS DRAWING IS THE SOLE PROPERTY OF BAIRD SUPPORTING SYSTEMS. ANY REPRODUCTION IN PART OR AS A WHOLE WITHOUT THE WRITTEN PERMISSION OF BAIRD SUPPORTING SYSTEMS IS PROHIBITED.



WWW.BAIRDMounts.COM

UNLESS OTHERWISE SPECIFIED:

DIMENSIONS ARE IN INCHES
TOLERANCES:
FRACTIONAL \pm
ANGULAR: MACH \pm BEND \pm
TWO PLACE DECIMAL \pm
THREE PLACE DECIMAL \pm

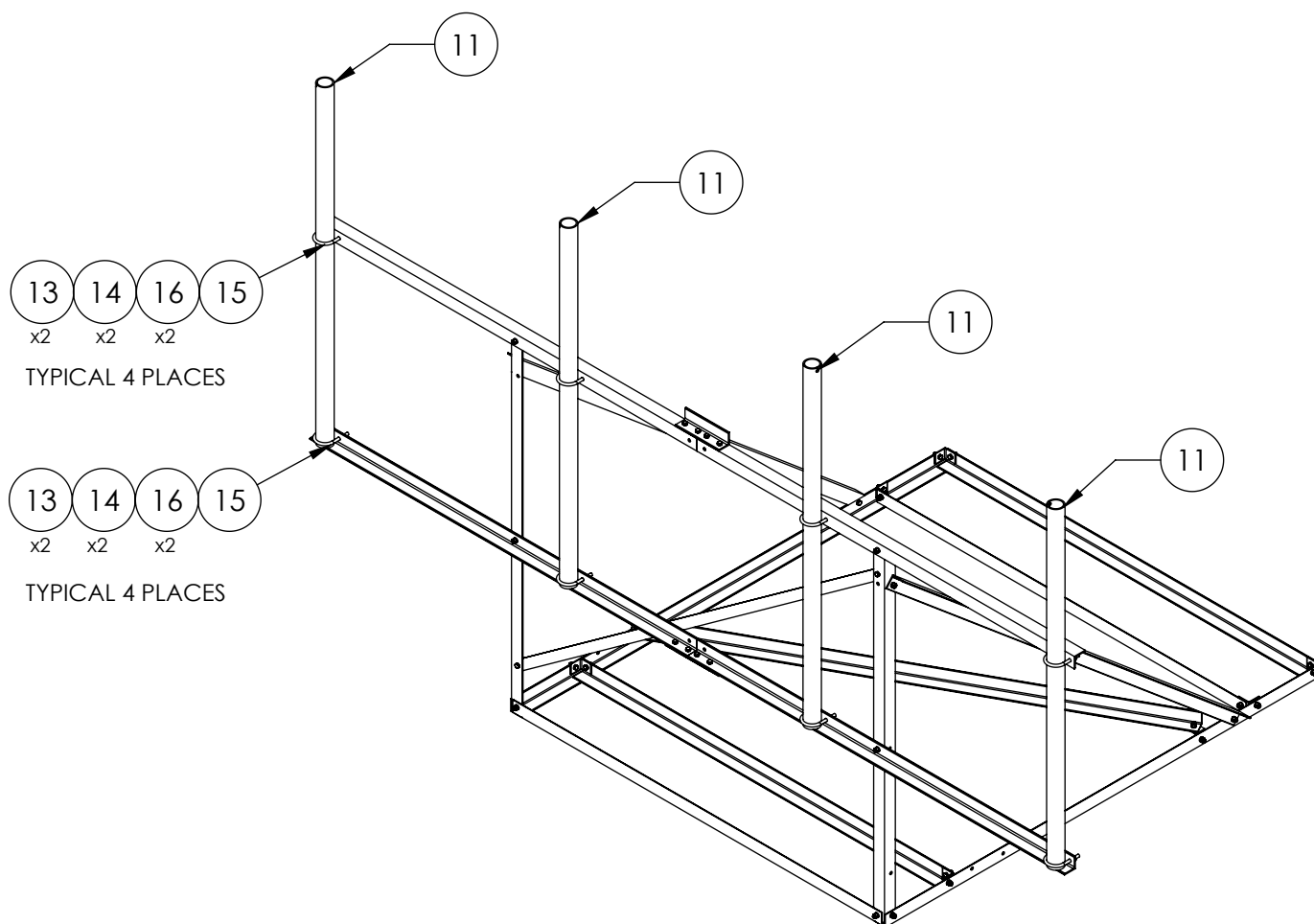
DO NOT SCALE DRAWING

BAIRD MOUNTING SYSTEMS

WATERLOO, IA 50703
PHONE: 319-233-3561
SALES@BAIRDMOUNTS.COM

TITLE:
WSF-145-288X5

DRAWN BY JK	DATE 05/30/18	
MATERIAL -	FINISH -	
DWG. PURPOSE INSTRUCTION	SHEET 11	SCALE -
PART. NO. WSF-145-288X5		
DWG. NO. WSF-145-288X5 INST.		



PROPRIETARY AND CONFIDENTIAL

THE INFORMATION CONTAINED IN THIS DRAWING IS THE SOLE PROPERTY OF BAIRD SUPPORTING SYSTEMS. ANY REPRODUCTION IN PART OR AS A WHOLE WITHOUT THE WRITTEN PERMISSION OF BAIRD SUPPORTING SYSTEMS IS PROHIBITED.



WWW.BAIRD MOUNTS.COM

UNLESS OTHERWISE SPECIFIED:

DIMENSIONS ARE IN INCHES
TOLERANCES:
FRACTIONAL ±
ANGULAR: MACH ± BEND ±
TWO PLACE DECIMAL ±
THREE PLACE DECIMAL ±

DO NOT SCALE DRAWING

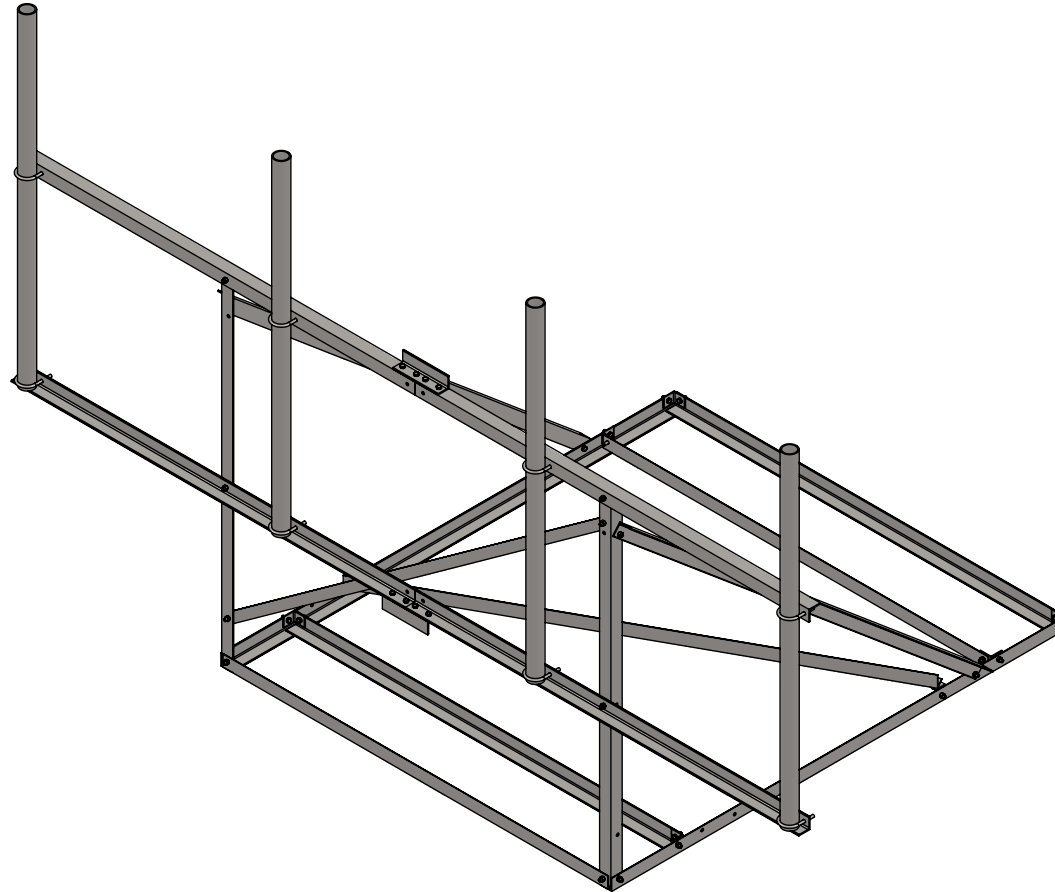
BAIRD MOUNTING SYSTEMS

WATERLOO, IA 50703
PHONE: 319-233-3561
SALES@BAIRD MOUNTS.COM

TITLE:
WSF-145-288X5

DRAWN BY JK		DATE 05/30/18	
MATERIAL -		FINISH -	
DWG. PURPOSE INSTRUCTION		SHEET 12	SCALE -
PART. NO. WSF-145-288X5			
DWG. NO. WSF-145-288X5 INST.			

PART NO.	MAST DIAMETER	WEIGHT
WSF-145-288X5	2.88"OD	540 lbs.



PROPRIETARY AND CONFIDENTIAL

THE INFORMATION CONTAINED IN THIS DRAWING IS THE SOLE PROPERTY OF BAIRD SUPPORTING SYSTEMS. ANY REPRODUCTION IN PART OR AS A WHOLE WITHOUT THE WRITTEN PERMISSION OF BAIRD SUPPORTING SYSTEMS IS PROHIBITED.



WWW.BAIRD MOUNTS.COM

UNLESS OTHERWISE SPECIFIED:

DIMENSIONS ARE IN INCHES
TOLERANCES:
FRACTIONAL \pm
ANGULAR: MACH \pm BEND \pm
TWO PLACE DECIMAL \pm
THREE PLACE DECIMAL \pm

DO NOT SCALE DRAWING

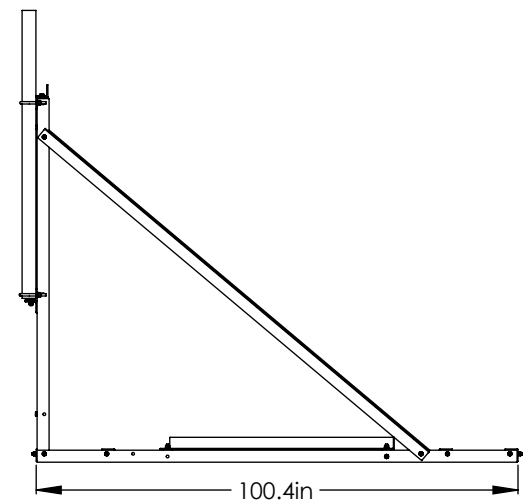
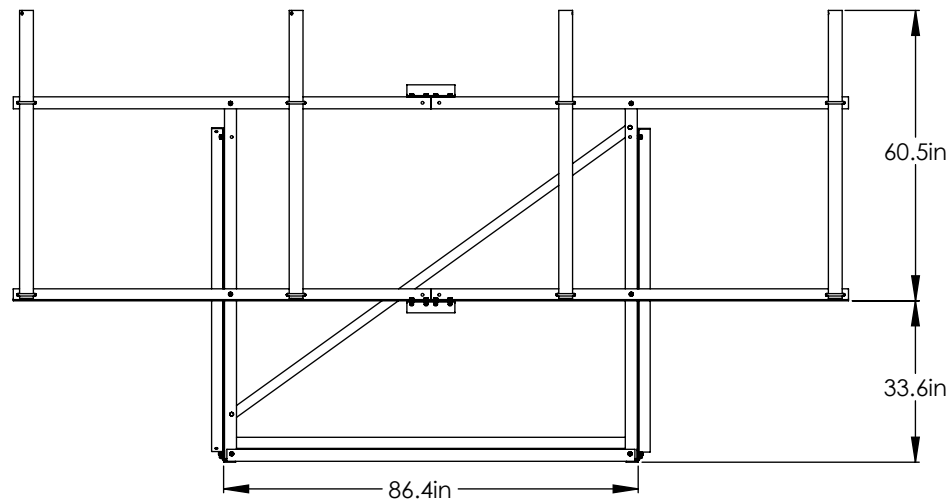
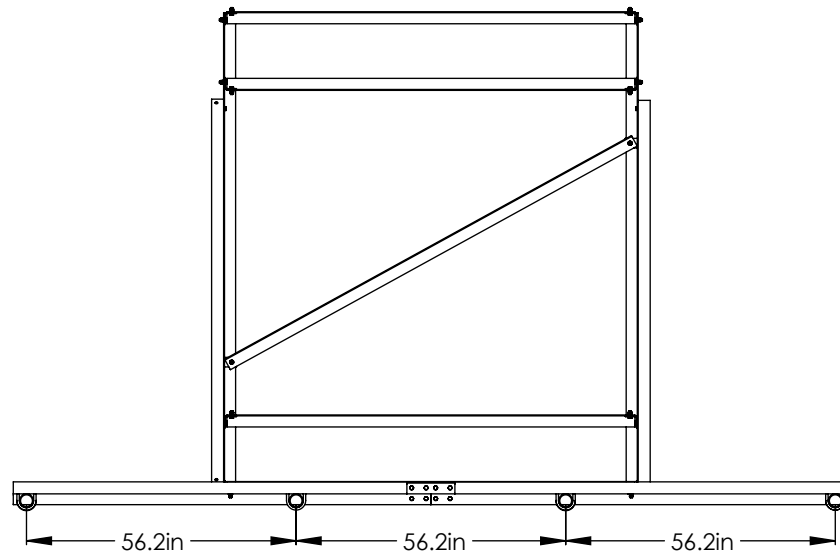
BAIRD MOUNTING SYSTEMS

WATERLOO, IA 50703
PHONE: 319-233-3561
SALES@BAIRD MOUNTS.COM

TITLE:

WIRELESS SECTOR FRAME 14' FACE-
(4) 5' MASTS

DRAWN BY JK	DATE 11/01/1
MATERIAL STEEL	FINISH HDG
DWG. PURPOSE CUSTOMER	SHEET 1OF2
SCALE -	
PART. NO. SEE TABLE	
DWG. NO. WSF-145-288X5	



PROPRIETARY AND CONFIDENTIAL

THE INFORMATION CONTAINED IN THIS DRAWING IS THE SOLE PROPERTY OF BAIRD SUPPORTING SYSTEMS. ANY REPRODUCTION IN PART OR AS A WHOLE WITHOUT THE WRITTEN PERMISSION OF BAIRD SUPPORTING SYSTEMS IS PROHIBITED.



WWW.BAIRDMOUNTS.COM

UNLESS OTHERWISE SPECIFIED:

DIMENSIONS ARE IN INCHES
TOLERANCES:
FRACTIONAL ±
ANGULAR: MACH ± BEND ±
TWO PLACE DECIMAL ±
THREE PLACE DECIMAL ±

DO NOT SCALE DRAWING

BAIRD MOUNTING SYSTEMS

WATERLOO, IA 50703
PHONE: 319-233-3561
SALES@BAIRDMOUNTS.COM

TITLE:

WIRELESS SECTOR FRAME 14' FACE-
(4) 5' MASTS

DRAWN BY JK	DATE 11/01/16
MATERIAL STEEL	FINISH HDG
DWG. PURPOSE CUSTOMER	SHEET 2OF2
PART. NO. SEE TABLE-SHEET1	SCALE -
DWG. NO. WSF-145-288X5	