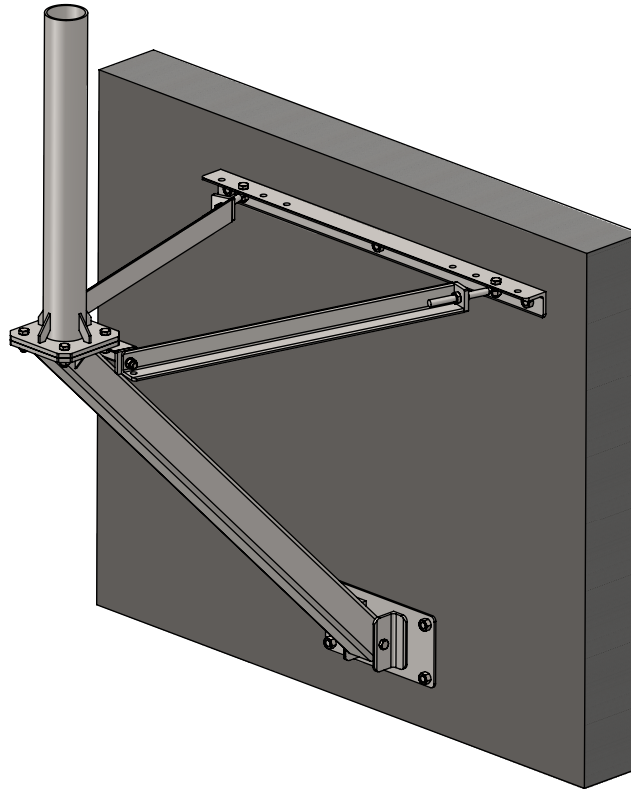


# WL2-48-(000)X (0)



SYM	PART#	DESCRIPTION	QTY.
1	AB1412HD	SUPPORT ARM ASS'Y (4"SQ x 67.2" LONG), HDG	1
2	AB1246HD	LOWER BASE ASS'Y, HDG	1
3	AB1413HD	RH/LH ARM ASS'Y (40.25"LONG), HDG	2
4	AB1418HD	UPPER MOUNTING ANGLE (48" LONG), HDG	1
5	B5332(.25).81PWHD	PLATE WASHER .25"x4.5"SQ w/.81" HOLE, HDG	3
6	AB1171HD	LOWER BACK PLATE 8"x16", HDG	1
7	AS REQ'D	MAST ASS'Y(DIAMETER & HEIGHT), HDG	1
8	B1450-16	3/4"x 16" THREADED ROD , Z/P	7
9	#B-.75X8	3/4" x 8" SPADE BOLT, Z/P	2
10	H2-0750JN	3/4" JAM NUT, Z/P	4
11	H2-0750HN	3/4" NUT, Z/P	32
12	H3-0750FW	3/4" FLATWASHER, Z/P	7
13	H1-0625-550	5/8"x5-1/2" BOLT GR.5, Z/P	1
14	H1-0625-200GR8	5/8"x2" BOLT GR.8 , Z/P	2
15	H1-0625-150	5/8"x1-1/2" BOLT GR.5 , Z/P	2
16	H2-0625HN	5/8" NUT, Z/P	5
17	H4-0625LW	5/8" LOCKWASHER, Z/P	5
18	H1-0750-200	3/4" x 2" BOLT GR.5, Z/P	4
19	H4-0750LW	3/4" LOCKWASHER, Z/P	4

## PROPRIETARY AND CONFIDENTIAL

THE INFORMATION CONTAINED IN THIS DRAWING IS THE SOLE PROPERTY OF BAIRD SUPPORTING SYSTEMS. ANY REPRODUCTION IN PART OR AS A WHOLE WITHOUT THE WRITTEN PERMISSION OF BAIRD SUPPORTING SYSTEMS IS PROHIBITED.



WWW.BAIRD MOUNTS.COM

### UNLESS OTHERWISE SPECIFIED:

DIMENSIONS ARE IN INCHES  
TOLERANCES:  
FRACTIONAL ±  
ANGULAR: MACH ± BEND ±  
TWO PLACE DECIMAL ±  
THREE PLACE DECIMAL ±

DO NOT SCALE DRAWING

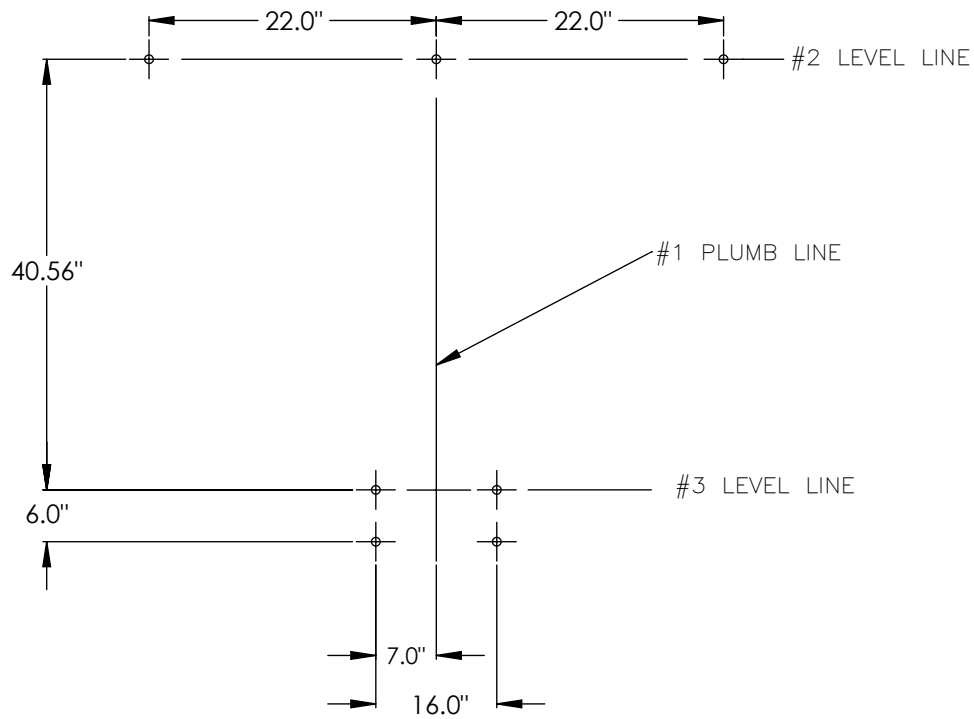
## BAIRD MOUNTING SYSTEMS

WATERLOO, IA 50703  
PHONE: 319-233-3561  
SALES@BAIRDMOUNTS.COM

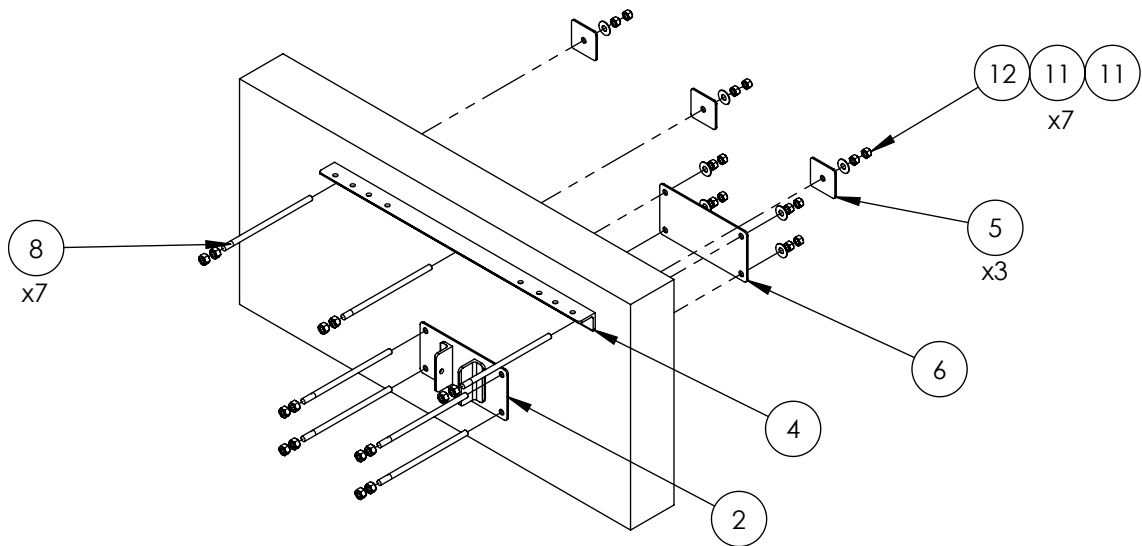
TITLE:  
WL2-48 WALL MOUNT

DRAWN BY JK	DATE 12/11/14
MATERIAL STEEL	FINISH HDG
DWG. PURPOSE INST	SHEET 1 OF 3
PART. NO. WL2-48-(000)X(0)	SCALE -
DWG. NO. WL2-48-(000)X(0) INSTRUCTIONS	

REV. 1/2024



LAYOUT THE MOUNTING HOLE PATTERN AS SHOWN ABOVE. HOLES SIZED FOR 3/4" DIAMETER HARDWARE.



ATTACH THE UPPER WALL ANGLE AND THE LOWER BASE ASSY TO THE WALL(SEE DIAGRAM ABOVE)

**PROPRIETARY AND CONFIDENTIAL**

THE INFORMATION CONTAINED IN THIS DRAWING IS THE SOLE PROPERTY OF BAIRD SUPPORTING SYSTEMS. ANY REPRODUCTION IN PART OR AS A WHOLE WITHOUT THE WRITTEN PERMISSION OF BAIRD SUPPORTING SYSTEMS IS PROHIBITED.



WWW.BAIRD MOUNTS.COM

**UNLESS OTHERWISE SPECIFIED:**

DIMENSIONS ARE IN INCHES  
TOLERANCES:  
FRACTIONAL ±  
ANGULAR: MACH ± BEND ±  
TWO PLACE DECIMAL ±  
THREE PLACE DECIMAL ±

DO NOT SCALE DRAWING

**BAIRD MOUNTING SYSTEMS**

WATERLOO, IA 50703  
PHONE: 319-233-3561  
SALES@BAIRDMOUNTS.COM

TITLE:  
WL2-48 WALL MOUNT

DRAWN BY  
JK

MATERIAL  
STEEL

DWG. PURPOSE  
INST

DATE  
12/11/14

FINISH  
HDG

SHEET  
2OF3

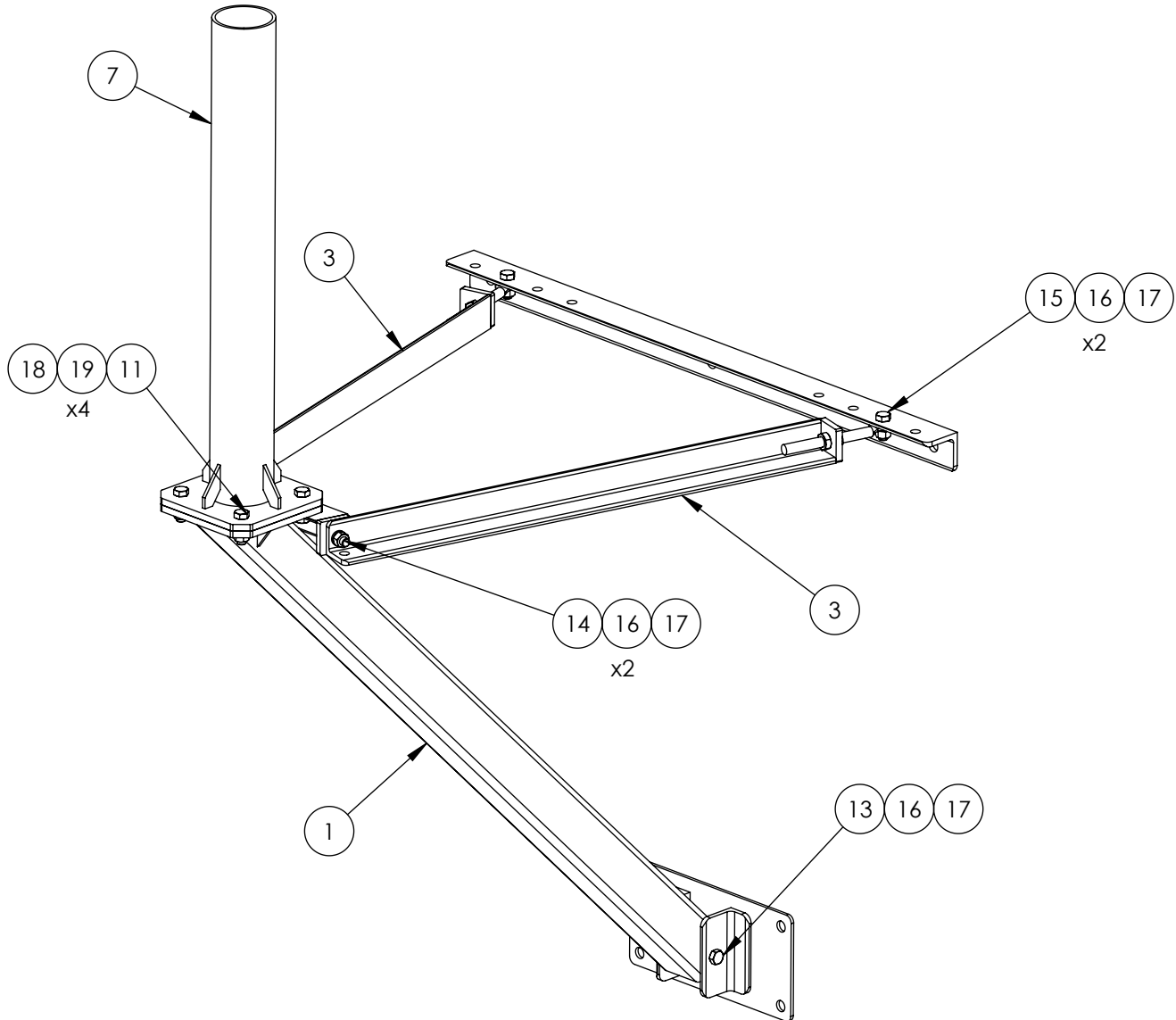
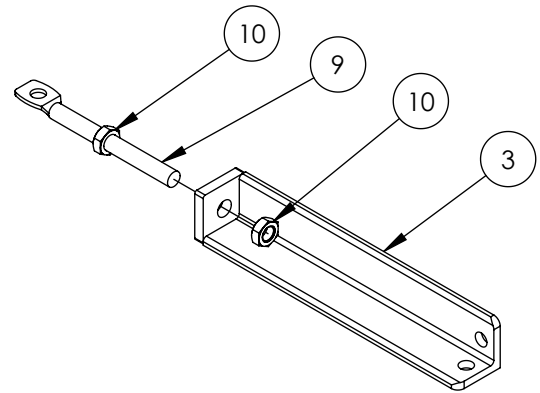
SCALE  
-

PART. NO.  
WL2-48-(000)X(0)

DWG. NO.  
WL2-48-(000)X(0) INSTRUCTIONS

REV. 1/2024

ATTACH A 3/4"x8" SPADE BOLT(#10) TO EACH OF THE ARM ANGLES (#3) USING TWO 3/4" JAM NUTS(#10)



**PROPRIETARY AND CONFIDENTIAL**

THE INFORMATION CONTAINED IN THIS DRAWING IS THE SOLE PROPERTY OF BAIRD SUPPORTING SYSTEMS. ANY REPRODUCTION IN PART OR AS A WHOLE WITHOUT THE WRITTEN PERMISSION OF BAIRD SUPPORTING SYSTEMS IS PROHIBITED.



WWW.BAIRD MOUNTS.COM

**UNLESS OTHERWISE SPECIFIED:**

DIMENSIONS ARE IN INCHES  
TOLERANCES:  
FRACTIONAL ±  
ANGULAR: MACH ± BEND ±  
TWO PLACE DECIMAL ±  
THREE PLACE DECIMAL ±

DO NOT SCALE DRAWING

**BAIRD MOUNTING SYSTEMS**

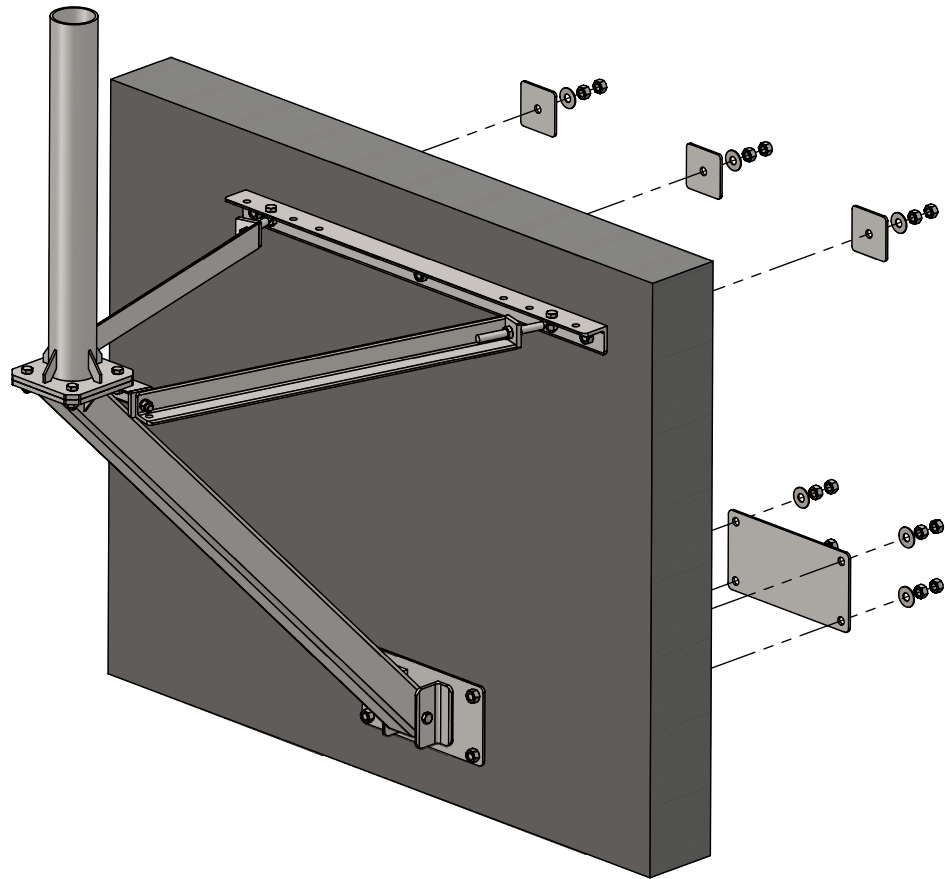
WATERLOO, IA 50703  
PHONE: 319-233-3561  
SALES@BAIRDMOUNTS.COM

TITLE:  
WL2-48 WALL MOUNT

DRAWN BY JK	DATE 12/11/14
MATERIAL STEEL	FINISH HDG
DWG. PURPOSE INST	SHEET 3OF3
PART. NO. WL2-48-(000)X(0)	SCALE -
DWG. NO. WL2-48-(000)X(0)	INSTRUCTIONS

REV. 1/2024

PART NO.	MAST DIAMETER	WEIGHT
WL2-48-288X3	2.88"OD	243 lbs.
WL2-48-400X3	4.00"OD	253 lbs.
WL2-48-450X3	4.50"OD	258 lbs.
WL2-48-556X3	5.56"OD	270 lbs.
WL2-48-662X3	6.62"OD	284 lbs.



**PROPRIETARY AND CONFIDENTIAL**

THE INFORMATION CONTAINED IN THIS DRAWING IS THE SOLE PROPERTY OF BAIRD SUPPORTING SYSTEMS. ANY REPRODUCTION IN PART OR AS A WHOLE WITHOUT THE WRITTEN PERMISSION OF BAIRD SUPPORTING SYSTEMS IS PROHIBITED.



WWW.BAIRDMOUNTS.COM

**UNLESS OTHERWISE SPECIFIED:**

DIMENSIONS ARE IN INCHES  
TOLERANCES:  
FRACTIONAL ±  
ANGULAR: MACH ± BEND ±  
TWO PLACE DECIMAL ±  
THREE PLACE DECIMAL ±

DO NOT SCALE DRAWING

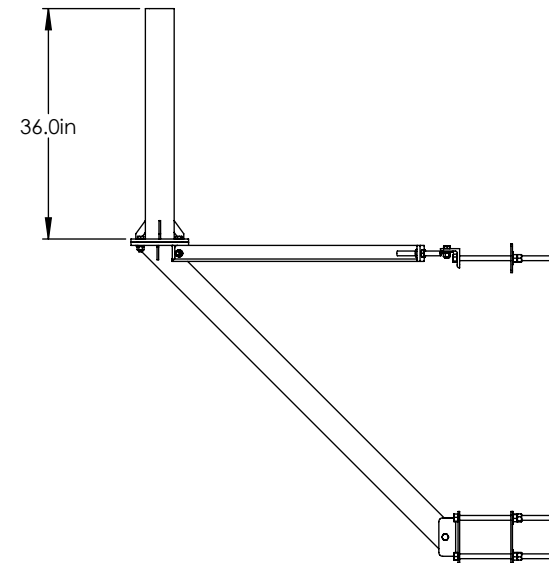
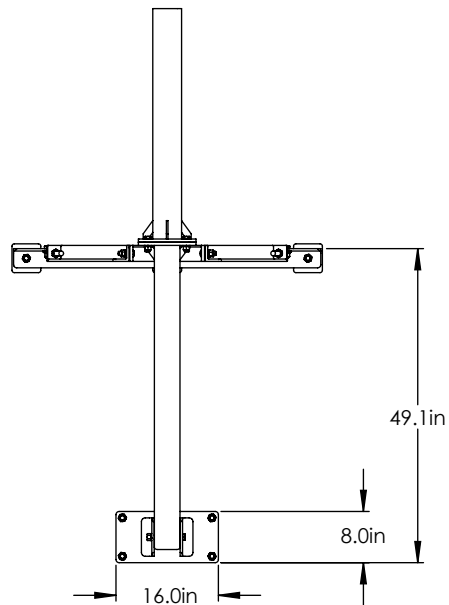
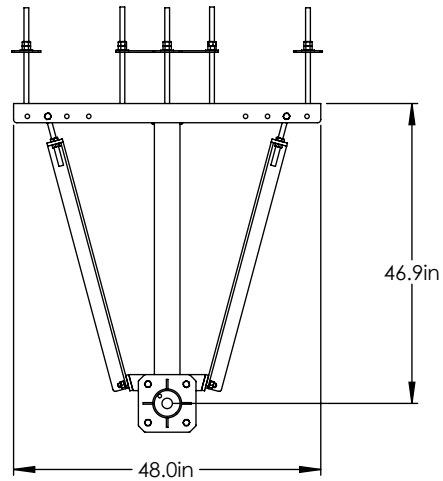
**BAIRD MOUNTING SYSTEMS**

WATERLOO, IA 50703  
PHONE: 319-233-3561  
SALES@BAIRDMOUNTS.COM

**DESCRIPTION:**

WL2-48 WALL MOUNT WITH 3' MAST

DRAWN BY JK	DATE 06/04/13
MATERIAL STEEL	FINISH HDG
DWG. PURPOSE CUSTOMER	SHEET 1 OF 2
SCALE -	
PART. NO. SEE TABLE	
DWG. NO. WL2-48-(000)X3	



**PROPRIETARY AND CONFIDENTIAL**

THE INFORMATION CONTAINED IN THIS DRAWING IS THE SOLE PROPERTY OF BAIRD SUPPORTING SYSTEMS. ANY REPRODUCTION IN PART OR AS A WHOLE WITHOUT THE WRITTEN PERMISSION OF BAIRD SUPPORTING SYSTEMS IS PROHIBITED.



WWW.BAIRDMOUNTS.COM

**UNLESS OTHERWISE SPECIFIED:**

DIMENSIONS ARE IN INCHES  
TOLERANCES:  
FRACTIONAL  $\pm$   
ANGULAR: MACH  $\pm$  BEND  $\pm$   
TWO PLACE DECIMAL  $\pm$   
THREE PLACE DECIMAL  $\pm$

DO NOT SCALE DRAWING

**BAIRD MOUNTING SYSTEMS**

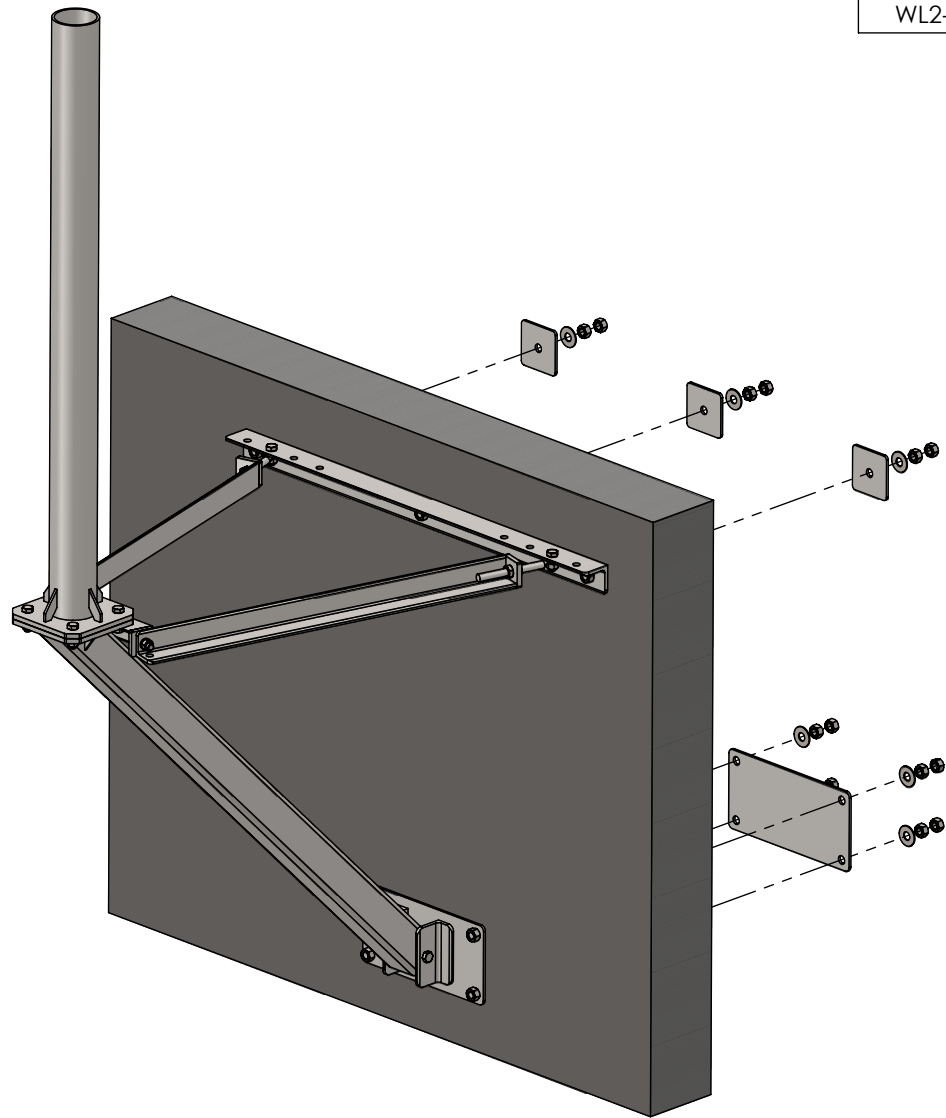
WATERLOO, IA 50703  
PHONE: 319-233-3561  
SALES@BAIRDMOUNTS.COM

**DESCRIPTION:**

WL2-48 WALL MOUNT WITH 3' MAST

DRAWN BY JK		DATE 06/04/13	
MATERIAL STEEL		FINISH HDG	
DWG. PURPOSE CUSTOMER		SHEET 2OF2	SCALE -
PART. NO. SEE TABLE-SHEET 1			
DWG. NO. WL2-48-(000)X3			

PART NO.	MAST DIAMETER	WEIGHT
WL2-48-288X5	2.88"OD	256 lbs.
WL2-48-450X5	4.50"OD	288 lbs.



**PROPRIETARY AND CONFIDENTIAL**  
THE INFORMATION CONTAINED IN THIS DRAWING IS THE SOLE PROPERTY OF BAIRD SUPPORTING SYSTEMS. ANY REPRODUCTION IN PART OR AS A WHOLE WITHOUT THE WRITTEN PERMISSION OF BAIRD SUPPORTING SYSTEMS IS PROHIBITED.



WWW.BAIRD MOUNTS.COM

UNLESS OTHERWISE SPECIFIED:  
DIMENSIONS ARE IN INCHES  
TOLERANCES:  
FRACTIONAL ±  
ANGULAR: MACH ± BEND ±  
TWO PLACE DECIMAL ±  
THREE PLACE DECIMAL ±

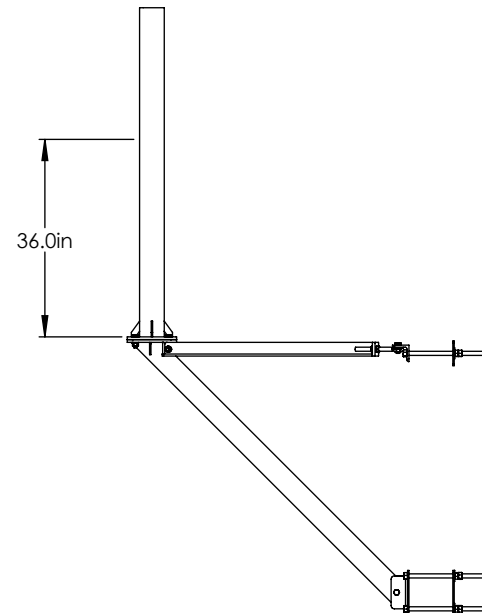
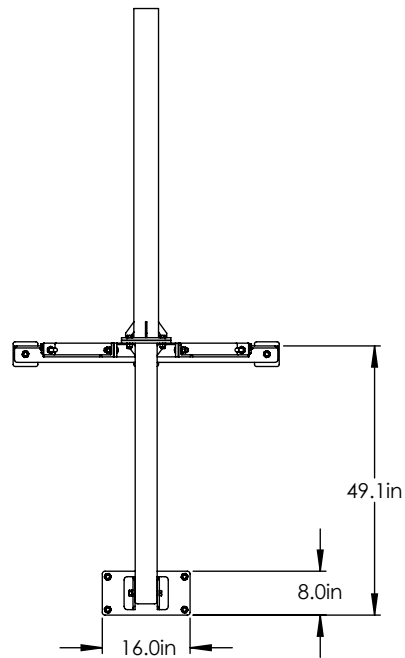
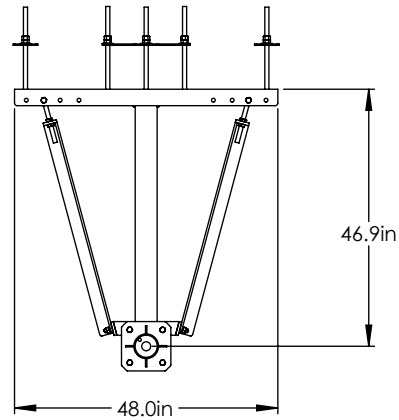
DO NOT SCALE DRAWING

## BAIRD MOUNTING SYSTEMS

WATERLOO, IA 50703  
PHONE: 319-233-3561  
SALES@BAIRD MOUNTS.COM

DESCRIPTION:  
WL2-48 WALL MOUNT WITH 5' MAST

DRAWN BY JK	DATE 06/04/13
MATERIAL STEEL	FINISH HDG
DWG. PURPOSE CUSTOMER	SHEET 1 OF 2
PART. NO. SEE TABLE	SCALE -
DWG. NO. WL2-48-(000)X5	



**PROPRIETARY AND CONFIDENTIAL**

THE INFORMATION CONTAINED IN THIS DRAWING IS THE SOLE PROPERTY OF BAIRD SUPPORTING SYSTEMS. ANY REPRODUCTION IN PART OR AS A WHOLE WITHOUT THE WRITTEN PERMISSION OF BAIRD SUPPORTING SYSTEMS IS PROHIBITED.



WWW.BAIRDMOUNTS.COM

**UNLESS OTHERWISE SPECIFIED:**

DIMENSIONS ARE IN INCHES  
TOLERANCES:  
FRACTIONAL  $\pm$   
ANGULAR: MACH  $\pm$  BEND  $\pm$   
TWO PLACE DECIMAL  $\pm$   
THREE PLACE DECIMAL  $\pm$

DO NOT SCALE DRAWING

**BAIRD MOUNTING SYSTEMS**

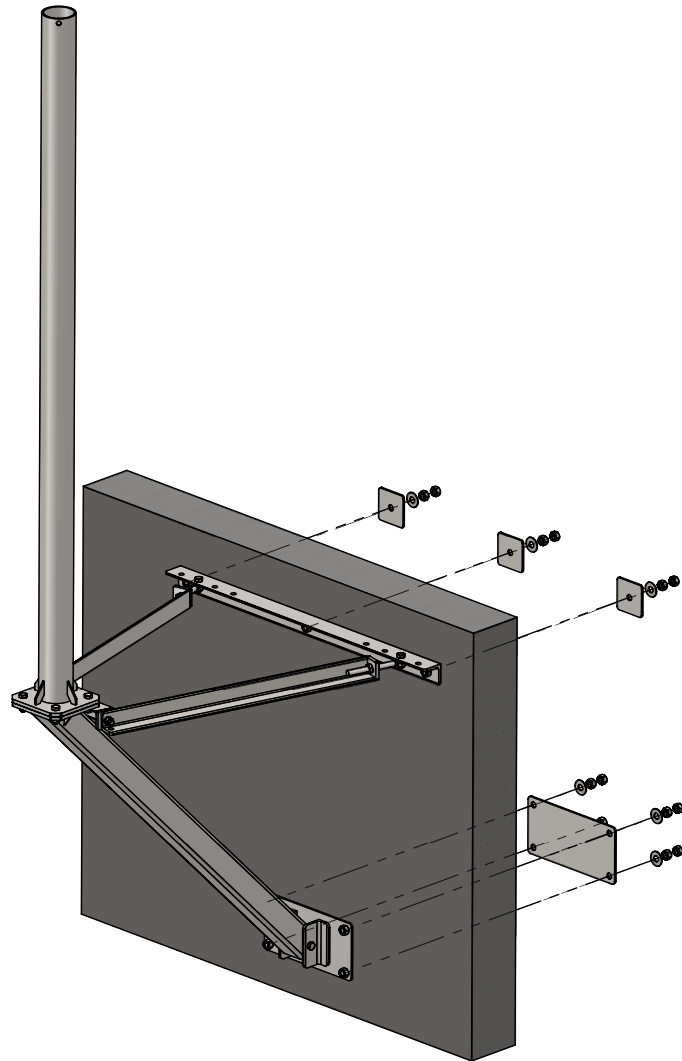
WATERLOO, IA 50703  
PHONE: 319-233-3561  
SALES@BAIRDMOUNTS.COM

**DESCRIPTION:**

WL2-48 WALL MOUNT WITH 5' MAST

DRAWN BY JK	DATE 06/04/13	
MATERIAL STEEL	FINISH HDG	
DWG. PURPOSE CUSTOMER	SHEET 2OF2	SCALE -
PART. NO. SEE TABLE-SHEET 1		
DWG. NO. WL2-48-(000)X5		

PART NO.	MAST DIAMETER	WEIGHT
WL2-48-288X8	2.88"OD	274 lbs.
WL2-48-450X8	4.50"OD	315 lbs.



**PROPRIETARY AND CONFIDENTIAL**  
THE INFORMATION CONTAINED IN THIS DRAWING IS THE SOLE PROPERTY OF BAIRD SUPPORTING SYSTEMS. ANY REPRODUCTION IN PART OR AS A WHOLE WITHOUT THE WRITTEN PERMISSION OF BAIRD SUPPORTING SYSTEMS IS PROHIBITED.



WWW.BAIRD MOUNTS.COM

UNLESS OTHERWISE SPECIFIED:  
DIMENSIONS ARE IN INCHES  
TOLERANCES:  
FRACTIONAL ±  
ANGULAR: MACH ± BEND ±  
TWO PLACE DECIMAL ±  
THREE PLACE DECIMAL ±

DO NOT SCALE DRAWING

## BAIRD MOUNTING SYSTEMS

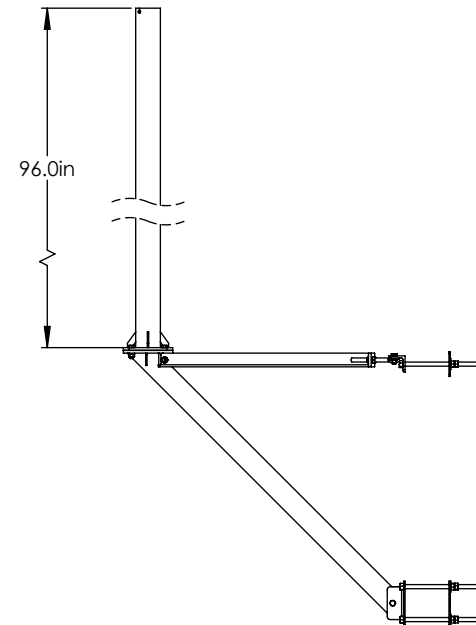
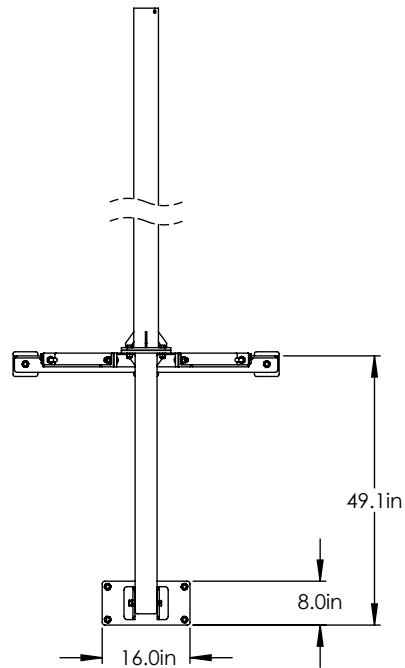
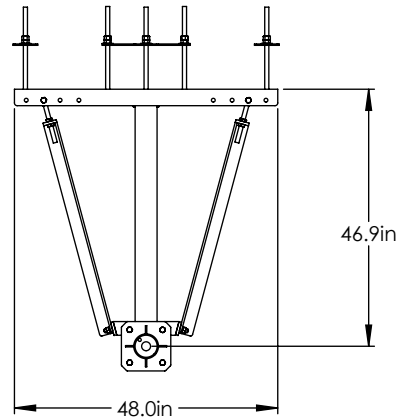
WATERLOO, IA 50703  
PHONE: 319-233-3561  
SALES@BAIRD MOUNTS.COM

DESCRIPTION:

WL2-48 WALL MOUNT WITH 8' MAST

DRAWN BY JK	DATE 06/04/13
MATERIAL STEEL	FINISH HDG
DWG. PURPOSE CUSTOMER	SHEET 1 OF 2
SCALE -	
PART. NO. SEE TABLE	
DWG. NO. WL2-48-(000)X8	





**PROPRIETARY AND CONFIDENTIAL**

THE INFORMATION CONTAINED IN THIS DRAWING IS THE SOLE PROPERTY OF BAIRD SUPPORTING SYSTEMS. ANY REPRODUCTION IN PART OR AS A WHOLE WITHOUT THE WRITTEN PERMISSION OF BAIRD SUPPORTING SYSTEMS IS PROHIBITED.



WWW.BAIRDMOUNTS.COM

**UNLESS OTHERWISE SPECIFIED:**

DIMENSIONS ARE IN INCHES  
TOLERANCES:  
FRACTIONAL  $\pm$   
ANGULAR: MACH  $\pm$  BEND  $\pm$   
TWO PLACE DECIMAL  $\pm$   
THREE PLACE DECIMAL  $\pm$

DO NOT SCALE DRAWING

**BAIRD MOUNTING SYSTEMS**

WATERLOO, IA 50703  
PHONE: 319-233-3561  
SALES@BAIRDMOUNTS.COM

**DESCRIPTION:**

WL2-48 WALL MOUNT WITH 8' MAST

DRAWN BY JK	DATE 06/04/13	
MATERIAL STEEL	FINISH HDG	
DWG. PURPOSE CUSTOMER	SHEET 2OF2	SCALE -
PART. NO. SEE TABLE-SHEET 1		
DWG. NO. WL2-48-(000)X8		