

SYM	PART#	DESCRIPTION	QTY.
1	AB1306HD	URM-10 CROSS ARM, HDG	1
2	AB1302HD	URM10 LH ARM, HDG	2
3	AB1301HD	URM10 RH ARM, HDG	2
4	AB1308HD	URM10 SIDE BRACE ANGLE(31.25"L), HDG	2
5	AB1303HD	URM10 LOWER BRACE (38.25"L), HDG	2
6	AB1307HD	URM10 BRACE ASSY (53.5"L), HDG	2
7	AB1304HD	SIDE BALLAST ANGLE (57"), HDG	4
8	AB1310HD	URM10 LRG BALLAST ANGLE(2X2Lx96"), HDG	4
9	AB1312HD	UR10 STUB ASSY, HDG	1
10	AB1126BHD	SIDE PAD (16" L), HDG	8
11	AB1309HD	URM10- FOOT ASSY, HDG	2
12	AS REQ'D	MAST ASSY (DIA. & LENGTH AS NEEDED), HDG	1
13	H1-0375-100	3/8" x 1" BOLT GR.5, Z/P	30
14	H1-0375-150	3/8" x 1-1/2" BOLT GR.5, Z/P	2
15	H4-0375LW	3/8" LOCKWASHER, Z/P	32
16	H2-0375HN	3/8" NUT, Z/P	32
17	H1-0500-225	1/2"x2-1/4" BOLT GR.5, Z/P	4
18	H1-0500-275	1/2"x2-3/4" BOLT GR.5, Z/P	2
19	H2-0500HN	1/2" NUT, Z/P	4
20	H4-0500LW	1/2" LOCKWASHER, Z/P	6
21	H3-0500FW	1/2" USS FLATWASHER, Z/P	4
22	H1-0625-150	5/8" x 1-1/2" BOLT GR.5, Z/P	10
23	H1-0625-200GR8	5/8" x 2" BOLT GR.8, Z/P	8
24	H2-0625HN	5/8" NUT, Z/P	22
25	H4-0625LW	5/8" LOCKWASHER, Z/P	18
26	H3-0625FW	5/8" USS FLATWASHER, Z/P	6
27	#B004RH	5/8" x 7" SPADE BOLT, Z/P	2
28	#B-.75X8	3/4" x 8" SPADE BOLT, Z/P	2
29	H2-0750HN	3/4" NUT, Z/P	4
30	H3-0750FW	3/4" USS FLATWASHER, Z/P	6
		1/8" RUBBER MATTING 18"x132"	2
		1/8" RUBBER MATTING 18"x96"	2
		1/8" RUBBER MATTING 12"x96"	1
		PALLET	1

PROPRIETARY AND CONFIDENTIAL

THE INFORMATION CONTAINED IN THIS DRAWING IS THE SOLE PROPERTY OF BAIRD SUPPORTING SYSTEMS. ANY REPRODUCTION IN PART OR AS A WHOLE WITHOUT THE WRITTEN PERMISSION OF BAIRD SUPPORTING SYSTEMS IS PROHIBITED.



WWW.BAIRD MOUNTS.COM

UNLESS OTHERWISE SPECIFIED:

DIMENSIONS ARE IN INCHES
 TOLERANCES:
 FRACTIONAL ±
 ANGULAR: MACH ± BEND ±
 TWO PLACE DECIMAL ±
 THREE PLACE DECIMAL ±

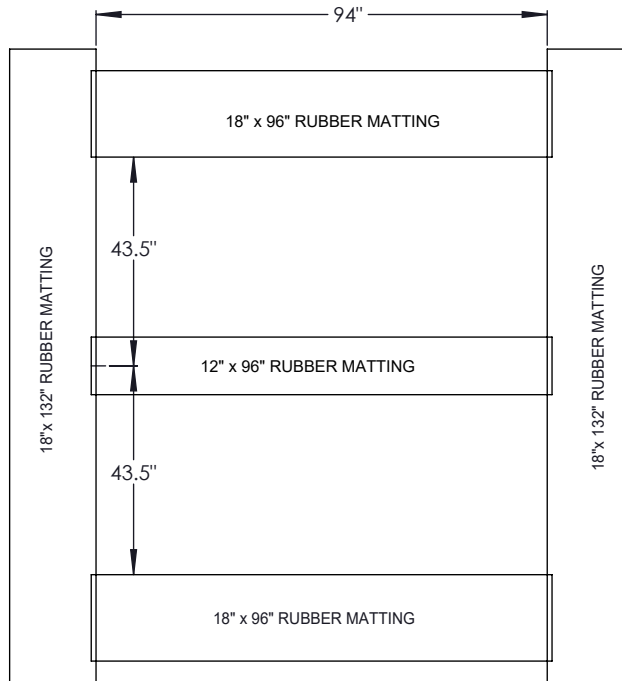
DO NOT SCALE DRAWING

BAIRD MOUNTING SYSTEMS

WATERLOO, IA 50703
 PHONE: 319-233-3561
 SALES@BAIRDMOUNTS.COM

TITLE:
 UNIVERSAL RIDGEMOUNT 10 (UR10)

DRAWN BY JK	DATE 11/27/17
MATERIAL STEEL	FINISH HDG
DWG. PURPOSE INST	SHEET 1
PART. NO. -	SCALE -
DWG. NO. UR10-(000)X(0)-R ASSY INST.	



AFTER CHOOSING THE MOUNT LOCATION SWEEP AWAY ANY LOOSE MATERIAL FROM THE AREA WHERE THE MOUNT WILL BE PLACED. THEN LAYOUT THE RUBBER MATTING AS SHOWN IN THE DIAGRAM ABOVE.

PROPRIETARY AND CONFIDENTIAL

THE INFORMATION CONTAINED IN THIS DRAWING IS THE SOLE PROPERTY OF BAIRD SUPPORTING SYSTEMS. ANY REPRODUCTION IN PART OR AS A WHOLE WITHOUT THE WRITTEN PERMISSION OF BAIRD SUPPORTING SYSTEMS IS PROHIBITED.



WWW.BAIRD MOUNTS.COM

UNLESS OTHERWISE SPECIFIED:

DIMENSIONS ARE IN INCHES
 TOLERANCES:
 FRACTIONAL ±
 ANGULAR: MACH ± BEND ±
 TWO PLACE DECIMAL ±
 THREE PLACE DECIMAL ±

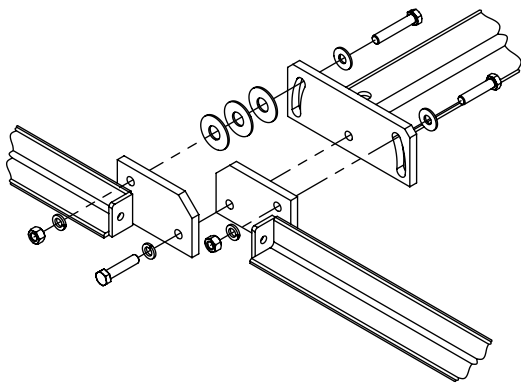
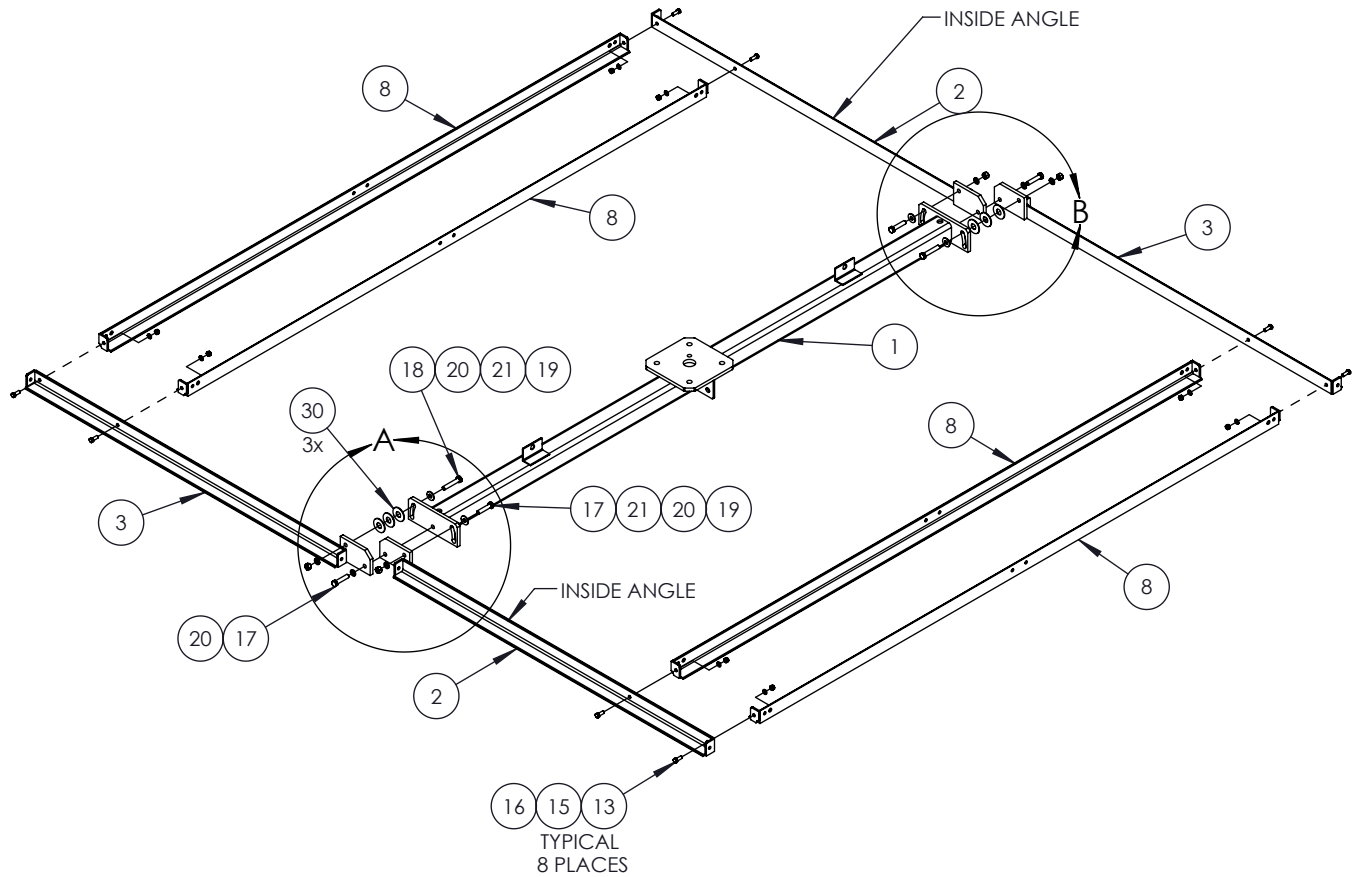
DO NOT SCALE DRAWING

BAIRD MOUNTING SYSTEMS

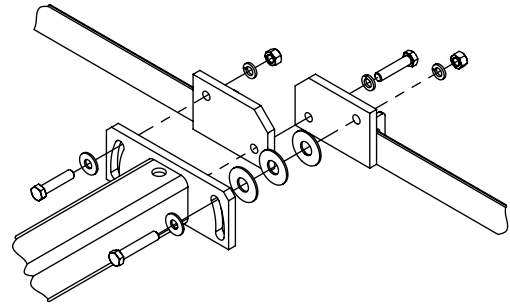
WATERLOO, IA 50703
 PHONE: 319-233-3561
 SALES@BAIRD MOUNTS.COM

TITLE:
 UNIVERSAL RIDGEMOUNT 10 (UR10)

DRAWN BY JK	DATE 11/27/17
MATERIAL STEEL	FINISH HDG
DWG. PURPOSE INST	SHEET 2
PART. NO. -	SCALE -
DWG. NO. UR10-(000)X(0)-R ASSY INST.	



DETAIL "A"



DETAIL "B"

CROSS ARM ASS'Y (#1) IS PLACED ON THE ROOF PEAK AND THE ARM ASSEMBLIES #2 ARE ADJUSTED TO FIT THE ROOF PITCH.

PROPRIETARY AND CONFIDENTIAL

THE INFORMATION CONTAINED IN THIS DRAWING IS THE SOLE PROPERTY OF BAIRD SUPPORTING SYSTEMS. ANY REPRODUCTION IN PART OR AS A WHOLE WITHOUT THE WRITTEN PERMISSION OF BAIRD SUPPORTING SYSTEMS IS PROHIBITED.



WWW.BAIRD MOUNTS.COM

UNLESS OTHERWISE SPECIFIED:

DIMENSIONS ARE IN INCHES
 TOLERANCES:
 FRACTIONAL ±
 ANGULAR: MACH ± BEND ±
 TWO PLACE DECIMAL ±
 THREE PLACE DECIMAL ±

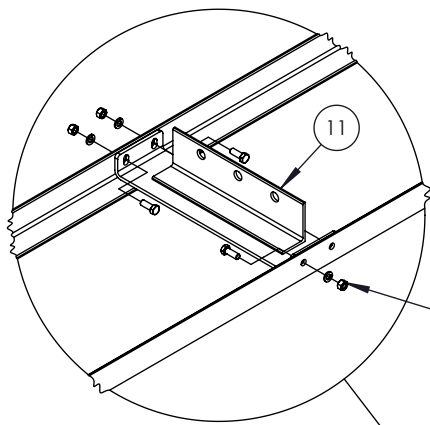
DO NOT SCALE DRAWING

BAIRD MOUNTING SYSTEMS

WATERLOO, IA 50703
 PHONE: 319-233-3561
 SALES@BAIRDMOUNTS.COM

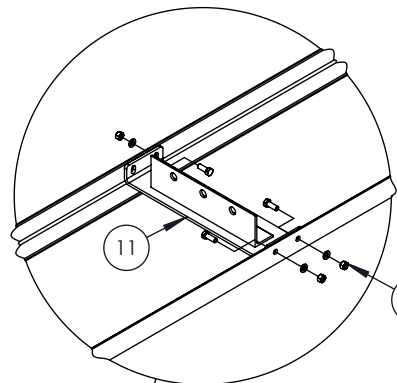
TITLE:
 UNIVERSAL RIDGEMOUNT 10 (UR10)

DRAWN BY JK	DATE 11/27/17
MATERIAL STEEL	FINISH HDG
DWG. PURPOSE INST	SHEET 3
PART. NO. -	SCALE -
DWG. NO. UR10-(000)X(0)-R ASSY INST.	



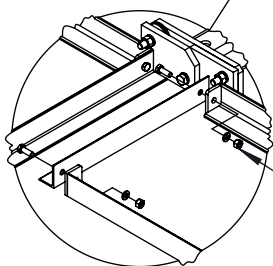
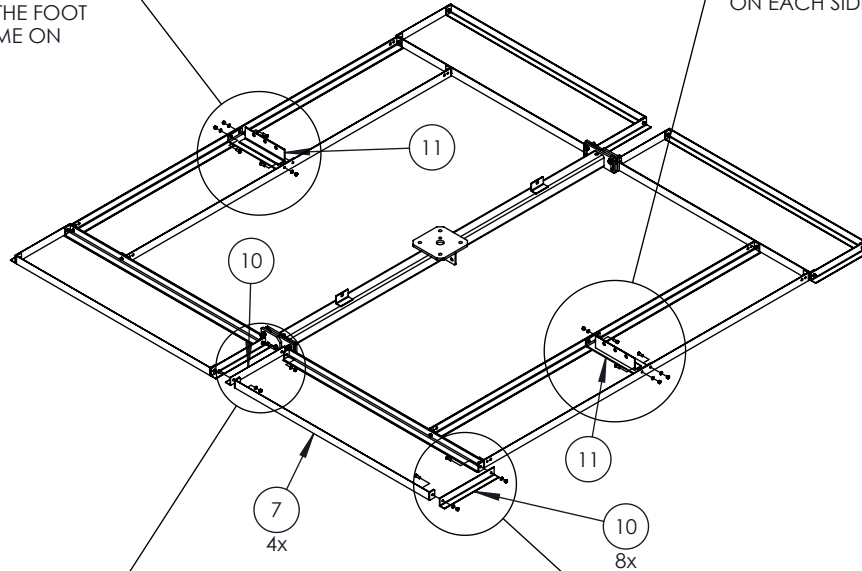
DETAIL "C"

NOTE THE ORIENTATION OF THE FOOT ASS'Y (#11). IT IS NOT THE SAME ON EACH SIDE OF THE MOUNT



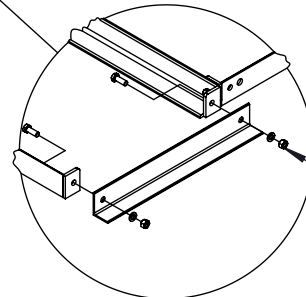
DETAIL "D"

NOTE THE ORIENTATION OF THE FOOT ASS'Y (#11). IT IS NOT THE SAME ON EACH SIDE OF THE MOUNT



DETAIL "E"

13 15 16
2 PLACES



DETAIL "F"

13 15 16
2 PLACES

ATTACH THE SIDE TRAYS AS SHOWN IN DETAIL "E" & "F". REPEAT THIS STEP FOR ALL FOUR CORNERS OF THE MOUNT.

PROPRIETARY AND CONFIDENTIAL

THE INFORMATION CONTAINED IN THIS DRAWING IS THE SOLE PROPERTY OF BAIRD SUPPORTING SYSTEMS. ANY REPRODUCTION IN PART OR AS A WHOLE WITHOUT THE WRITTEN PERMISSION OF BAIRD SUPPORTING SYSTEMS IS PROHIBITED.



WWW.BAIRD MOUNTS.COM

UNLESS OTHERWISE SPECIFIED:

DIMENSIONS ARE IN INCHES
TOLERANCES:
FRACTIONAL ±
TWO PLACE DECIMAL ±
THREE PLACE DECIMAL ±
ANGULAR: MACH ± BEND ±

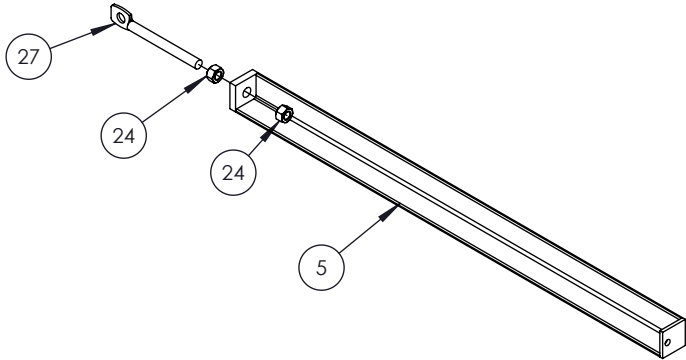
DO NOT SCALE DRAWING

BAIRD MOUNTING SYSTEMS

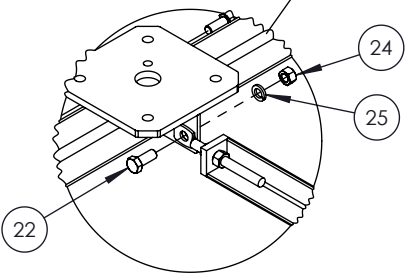
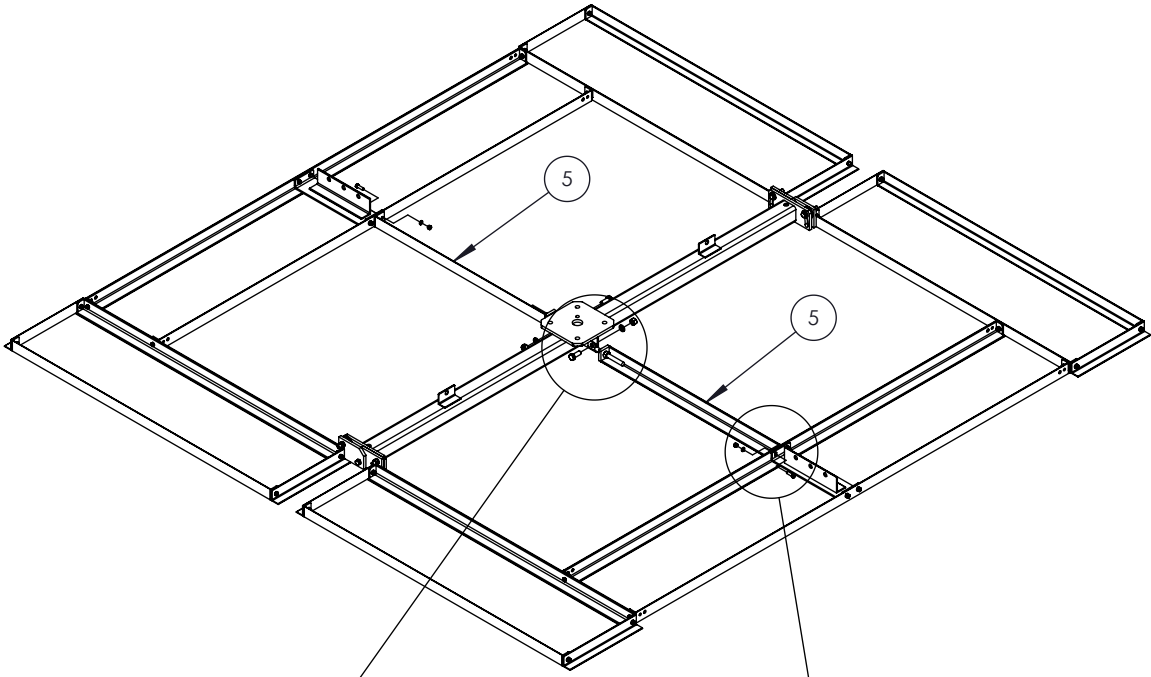
WATERLOO, IA 50703
PHONE: 319-233-3561
SALES@BAIRD MOUNTS.COM

TITLE:
UNIVERSAL RIDGEMOUNT 10 (UR10)

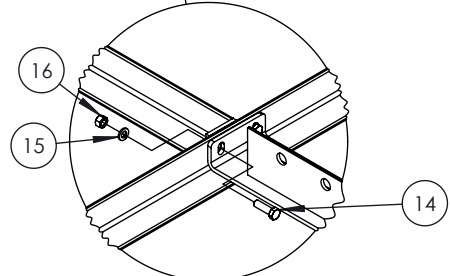
DRAWN BY JK	DATE 11/27/17
MATERIAL STEEL	FINISH HDG
DWG. PURPOSE INST	SHEET 4
PART. NO. -	SCALE -
DWG. NO. UR10-(000)X(0)-R ASSY INST.	



ASSEMBLE TWO LOWER BRACES USING LOWER BRACE#5 AND 5/8"x7" SPADE BOLT WITH TWO 5/8" NUTS SANDWICHING THE END TAB.



DETAIL "G"



DETAIL "H"

PROPRIETARY AND CONFIDENTIAL

THE INFORMATION CONTAINED IN THIS DRAWING IS THE SOLE PROPERTY OF BAIRD SUPPORTING SYSTEMS. ANY REPRODUCTION IN PART OR AS A WHOLE WITHOUT THE WRITTEN PERMISSION OF BAIRD SUPPORTING SYSTEMS IS PROHIBITED.



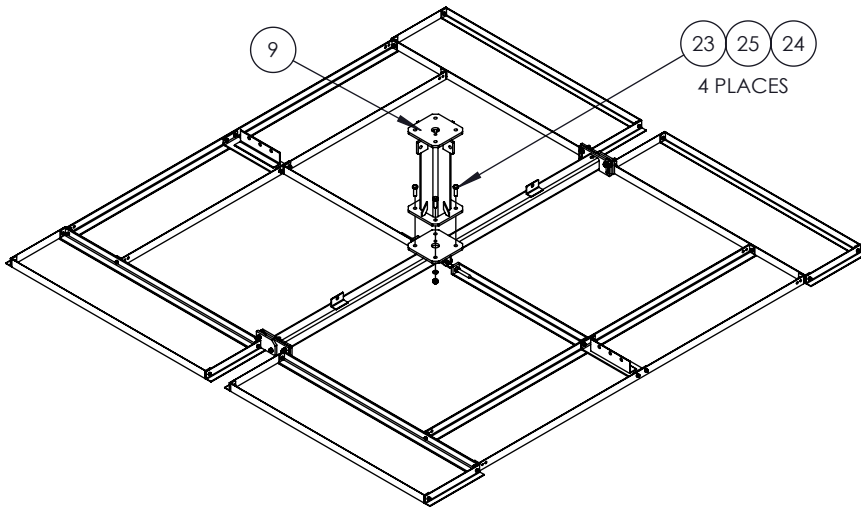
WWW.BAIRD MOUNTS.COM

UNLESS OTHERWISE SPECIFIED:
 DIMENSIONS ARE IN INCHES
 TOLERANCES:
 FRACTIONAL ±
 ANGULAR: MACH ± BEND ±
 TWO PLACE DECIMAL ±
 THREE PLACE DECIMAL ±
 DO NOT SCALE DRAWING

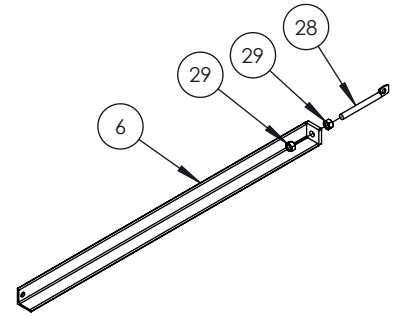
BAIRD MOUNTING SYSTEMS
 WATERLOO, IA 50703
 PHONE: 319-233-3561
 SALES@BAIRD MOUNTS.COM

TITLE:
 UNIVERSAL RIDGEMOUNT 10 (UR10)

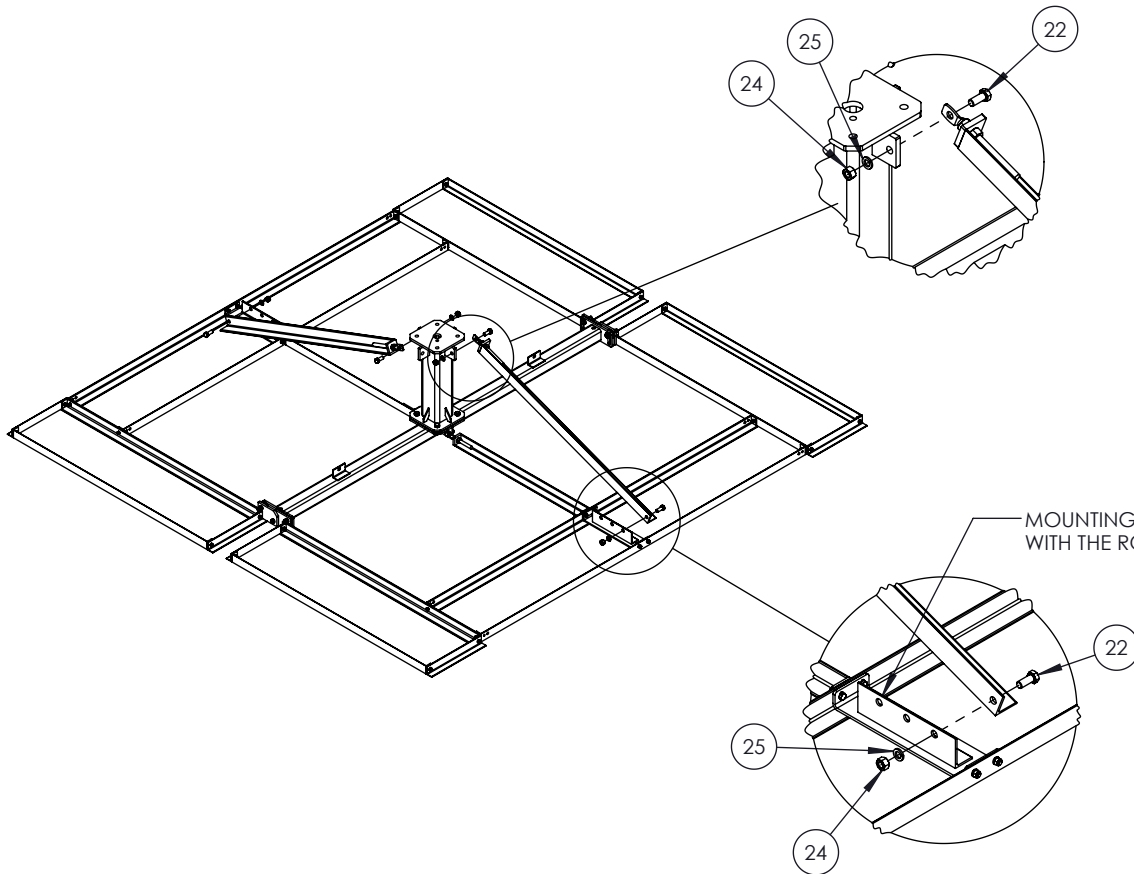
DRAWN BY JK	DATE 11/27/17
MATERIAL STEEL	FINISH HDG
DWG. PURPOSE INST	SHEET 5
PART. NO. -	SCALE -
DWG. NO. UR10-(000)X(0)-R ASSY INST.	



ATTACH THE STUB#9 TO THE CROSS ARM USING FOUR 5/8"x2" BOLTS, NUTS AND LOCKWASHER



ASSEMBLE TWO UPPER BRACES USING LOWER BRACE#6 AND 3/4"x8" SPADE BOLT WITH TWO 3/4" NUTS SANDWICHING THE END TAB.



MOUNTING HOLE VARIES WITH THE ROOF PITCH

PROPRIETARY AND CONFIDENTIAL

THE INFORMATION CONTAINED IN THIS DRAWING IS THE SOLE PROPERTY OF BAIRD SUPPORTING SYSTEMS. ANY REPRODUCTION IN PART OR AS A WHOLE WITHOUT THE WRITTEN PERMISSION OF BAIRD SUPPORTING SYSTEMS IS PROHIBITED.



WWW.BAIRD MOUNTS.COM

UNLESS OTHERWISE SPECIFIED:

DIMENSIONS ARE IN INCHES
 TOLERANCES:
 FRACTIONAL ±
 TWO PLACE DECIMAL ±
 THREE PLACE DECIMAL ±

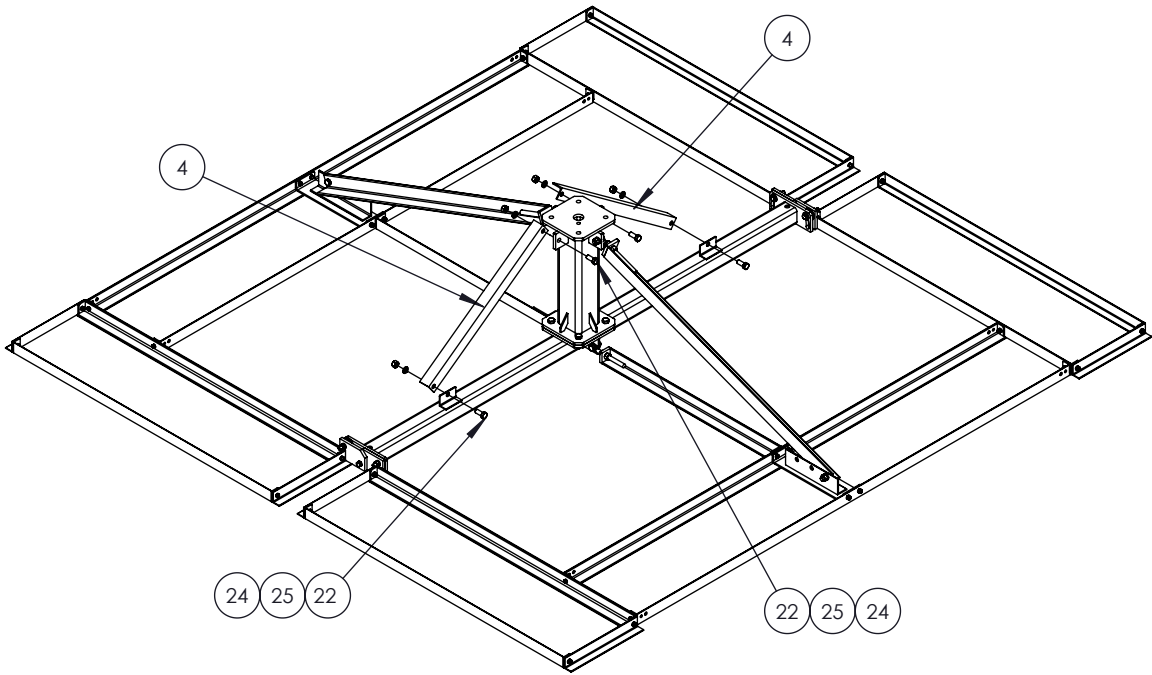
DO NOT SCALE DRAWING

BAIRD MOUNTING SYSTEMS

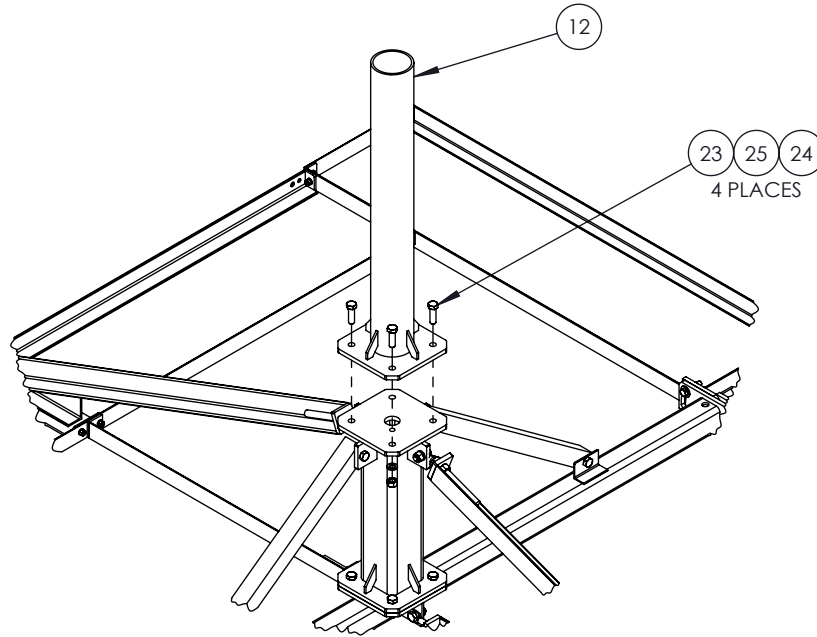
WATERLOO, IA 50703
 PHONE: 319-233-3561
 SALES@BAIRD MOUNTS.COM

TITLE:
 UNIVERSAL RIDGEMOUNT 10 (UR10)

DRAWN BY JK	DATE 11/27/17
MATERIAL STEEL	FINISH HDG
DWG. PURPOSE INST	SHEET 6
PART. NO. -	SCALE -
DWG. NO. UR10-(000)X(0)-R ASSY INST.	



ATTACH EACH SIDE BRACE (#4) FROM THE CROSS ARM TO THE STUB USING TWO 5/8"x1-1/2" BOLTS(#23), LOCKWASHERS(#25) AND NUTS(#24) PER BRACE. SEE THE DRAWING ABOVE.



ATTACH THE MAST (#12) TO THE STUB WITH FOUR 5/8"x2" BOLTS(#23), LOCKWASHERS(#25) AND NUTS (#24)

PROPRIETARY AND CONFIDENTIAL

THE INFORMATION CONTAINED IN THIS DRAWING IS THE SOLE PROPERTY OF BAIRD SUPPORTING SYSTEMS. ANY REPRODUCTION IN PART OR AS A WHOLE WITHOUT THE WRITTEN PERMISSION OF BAIRD SUPPORTING SYSTEMS IS PROHIBITED.



WWW.BAIRD MOUNTS.COM

UNLESS OTHERWISE SPECIFIED:

DIMENSIONS ARE IN INCHES
 TOLERANCES:
 FRACTIONAL ±
 TWO PLACE DECIMAL ±
 THREE PLACE DECIMAL ±

DO NOT SCALE DRAWING


BAIRD MOUNTING SYSTEMS

WATERLOO, IA 50703
 PHONE: 319-233-3561
 SALES@BAIRDMOUNTS.COM

TITLE:
 UNIVERSAL RIDGEMOUNT 10 (UR10)

DRAWN BY JK	DATE 11/27/17
MATERIAL STEEL	FINISH HDG
DWG. PURPOSE INST	SHEET 7
PART. NO. -	SCALE -
DWG. NO. UR10-(000)X(0)-R ASSY INST.	

PART NO.	MAST DIAMETER	WEIGHT
UR10-288X3	2.88"OD	479 lbs.
UR10-400X3	4.00"OD	490 lbs.
UR10-450X3	4.50"OD	495 lbs.
UR10-550X3	5.50"OD	508 lbs.
UR10-556X3	5.56"OD	508 lbs.



PROPRIETARY AND CONFIDENTIAL
 THE INFORMATION CONTAINED IN THIS DRAWING IS THE SOLE PROPERTY OF BAIRD SUPPORTING SYSTEMS. ANY REPRODUCTION IN PART OR AS A WHOLE WITHOUT THE WRITTEN PERMISSION OF BAIRD SUPPORTING SYSTEMS IS PROHIBITED.



WWW.BAIRD MOUNTS.COM

UNLESS OTHERWISE SPECIFIED:
 DIMENSIONS ARE IN INCHES
 TOLERANCES:
 FRACTIONAL ±
 ANGULAR: MACH ± BEND ±
 TWO PLACE DECIMAL ±
 THREE PLACE DECIMAL ±

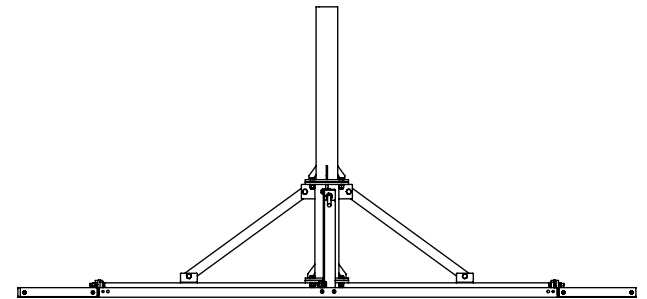
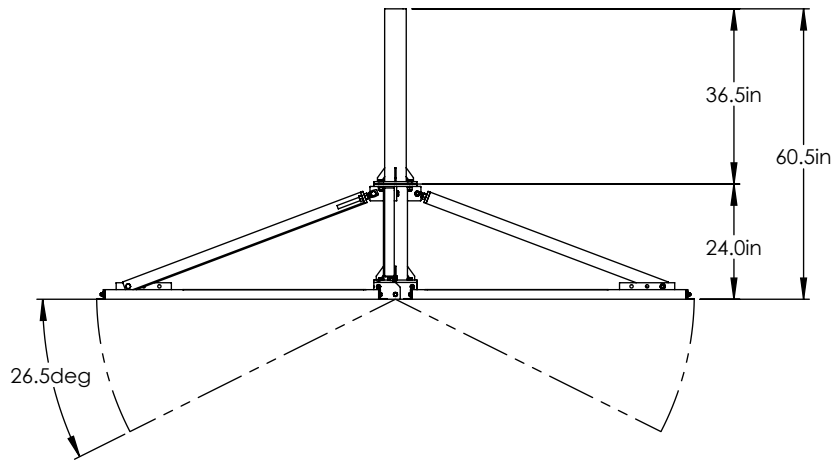
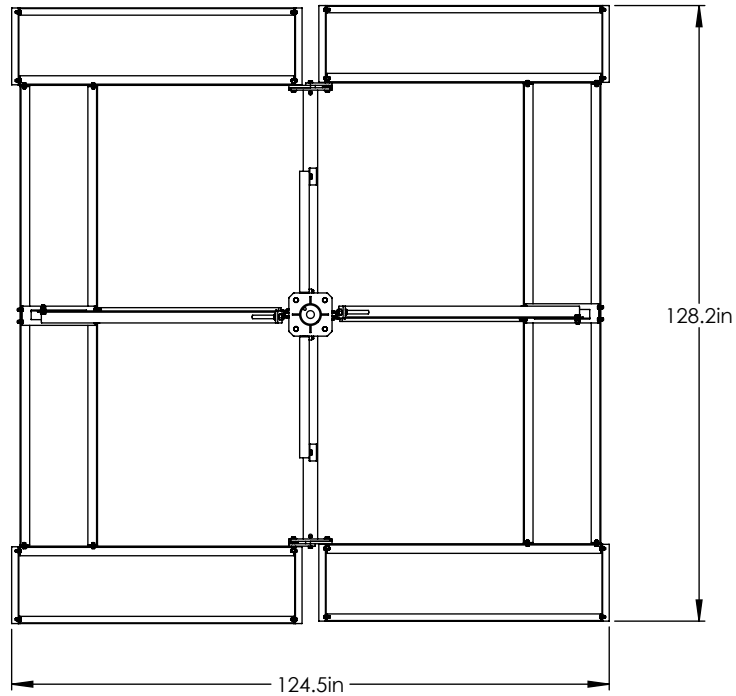
DO NOT SCALE DRAWING

BAIRD MOUNTING SYSTEMS

WATERLOO, IA 50703
 PHONE: 319-233-3561
 SALES@BAIRD MOUNTS.COM

DESCRIPTION:
 UR10 RIDGEMOUNT WITH 3' MAST

DRAWN BY JK	DATE 06/09/13
MATERIAL STEEL	FINISH HDG
DWG. PURPOSE CUSTOMER	SHEET 1 OF 2
SCALE -	
PART. NO. SEE TABLE	
DWG. NO. UR10-(000)X3	



PROPRIETARY AND CONFIDENTIAL
 THE INFORMATION CONTAINED IN THIS DRAWING IS THE SOLE PROPERTY OF BAIRD SUPPORTING SYSTEMS. ANY REPRODUCTION IN PART OR AS A WHOLE WITHOUT THE WRITTEN PERMISSION OF BAIRD SUPPORTING SYSTEMS IS PROHIBITED.



WWW.BAIRD MOUNTS.COM

UNLESS OTHERWISE SPECIFIED:
 DIMENSIONS ARE IN INCHES
 TOLERANCES:
 FRACTIONAL ±
 ANGULAR: MACH ± BEND ±
 TWO PLACE DECIMAL ±
 THREE PLACE DECIMAL ±

DO NOT SCALE DRAWING

BAIRD MOUNTING SYSTEMS

WATERLOO, IA 50703
 PHONE: 319-233-3561
 SALES@BAIRDMOUNTS.COM

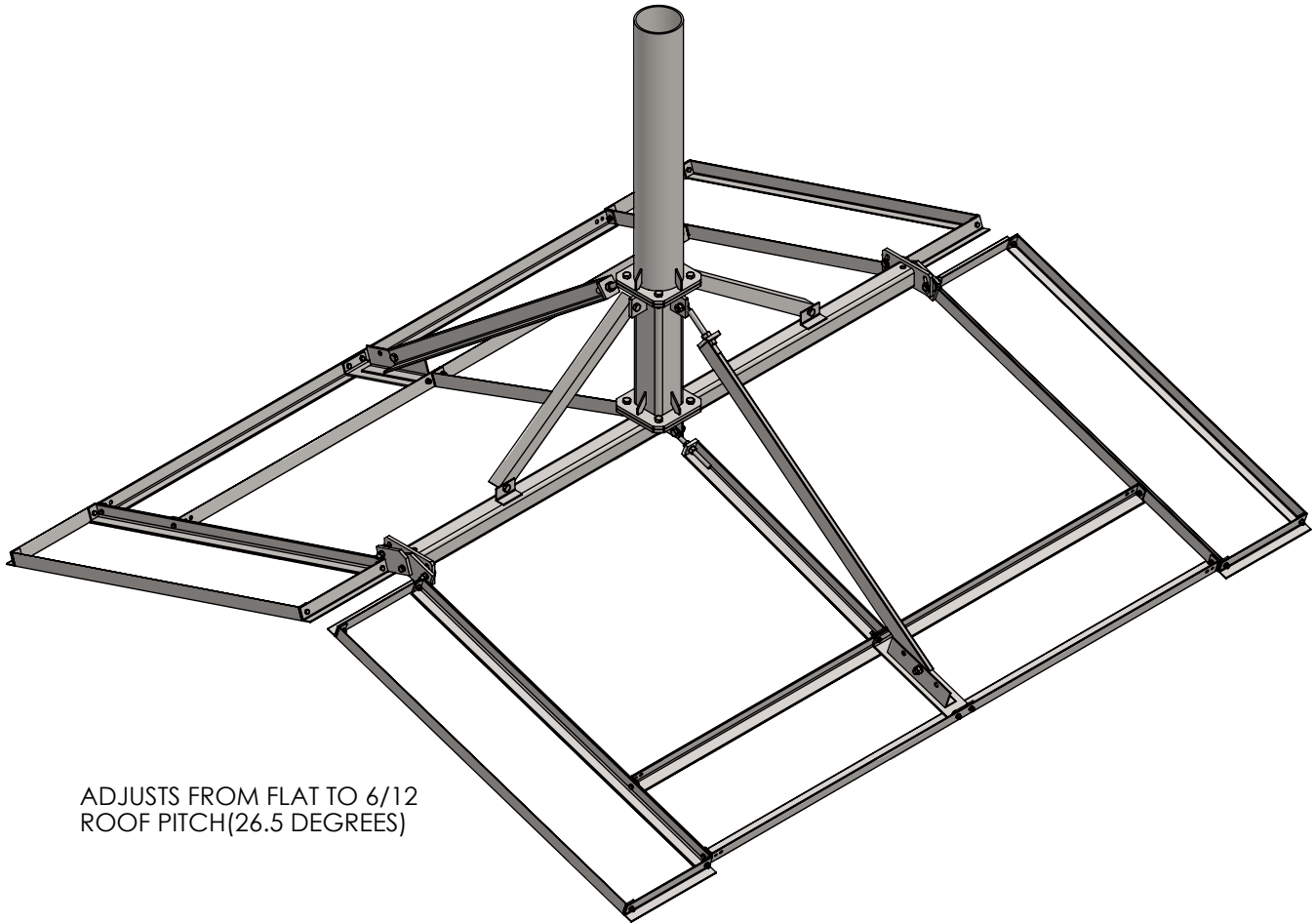
DESCRIPTION:
 UR10 RIDGEMOUNT WITH 3' MAST

DRAWN BY JK	DATE 06/10/13
MATERIAL STEEL	FINISH HDG
DWG. PURPOSE CUSTOMER	SHEET 2OF2
	SCALE -

PART. NO.
 SEE TABLE-SHEET 1

DWG. NO.
 UR10-(000)X3

PART NO.	MAST DIAMETER	WEIGHT
UR10-662X35	6.62"OD	531 lbs.



ADJUSTS FROM FLAT TO 6/12
ROOF PITCH(26.5 DEGREES)

PROPRIETARY AND CONFIDENTIAL
THE INFORMATION CONTAINED IN THIS DRAWING IS THE SOLE PROPERTY OF BAIRD SUPPORTING SYSTEMS. ANY REPRODUCTION IN PART OR AS A WHOLE WITHOUT THE WRITTEN PERMISSION OF BAIRD SUPPORTING SYSTEMS IS PROHIBITED.



WWW.BAIRD MOUNTS.COM

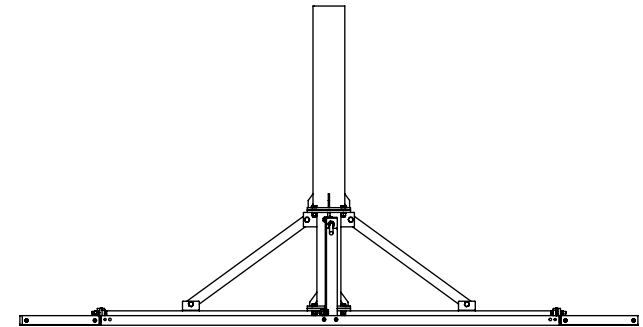
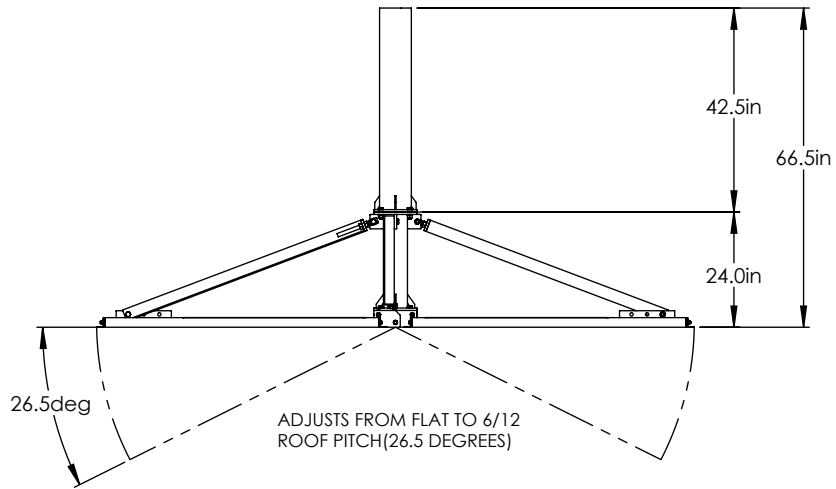
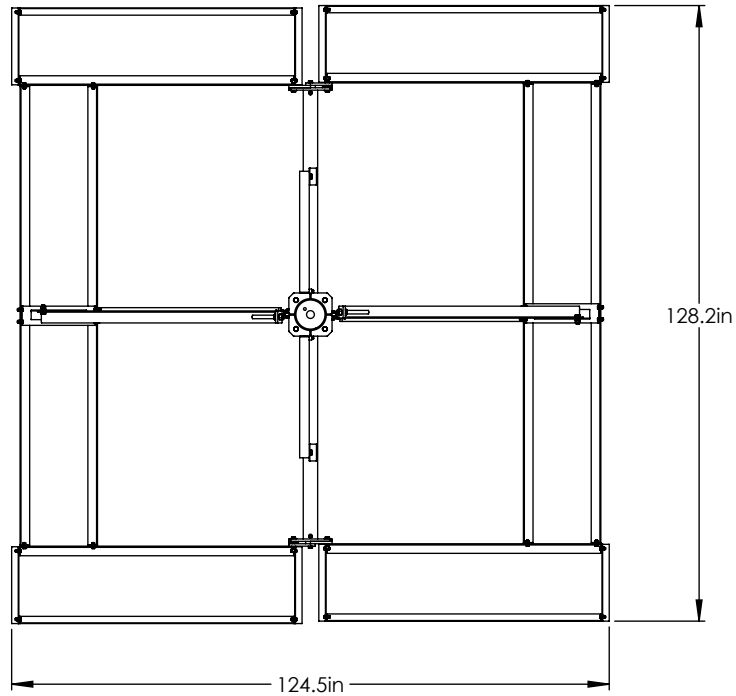
UNLESS OTHERWISE SPECIFIED:
DIMENSIONS ARE IN INCHES
TOLERANCES:
FRACTIONAL ±
ANGULAR: MACH ± BEND ±
TWO PLACE DECIMAL ±
THREE PLACE DECIMAL ±

DO NOT SCALE DRAWING

BAIRD MOUNTING SYSTEMS
WATERLOO, IA 50703
PHONE: 319-233-3561
SALES@BAIRD MOUNTS.COM

DESCRIPTION:
UR10 RIDGEMOUNT WITH 3.5' MAST

DRAWN BY JK	DATE 06/09/13
MATERIAL STEEL	FINISH HDG
DWG. PURPOSE CUSTOMER	SHEET 1OF2
SCALE -	
PART. NO. SEE TABLE	
DWG. NO. UR10-(000)X35	



PROPRIETARY AND CONFIDENTIAL
 THE INFORMATION CONTAINED IN THIS DRAWING IS THE SOLE PROPERTY OF BAIRD SUPPORTING SYSTEMS. ANY REPRODUCTION IN PART OR AS A WHOLE WITHOUT THE WRITTEN PERMISSION OF BAIRD SUPPORTING SYSTEMS IS PROHIBITED.



WWW.BAIRD MOUNTS.COM

UNLESS OTHERWISE SPECIFIED:
 DIMENSIONS ARE IN INCHES
 TOLERANCES:
 FRACTIONAL ±
 ANGULAR: MACH ± BEND ±
 TWO PLACE DECIMAL ±
 THREE PLACE DECIMAL ±

DO NOT SCALE DRAWING

BAIRD MOUNTING SYSTEMS

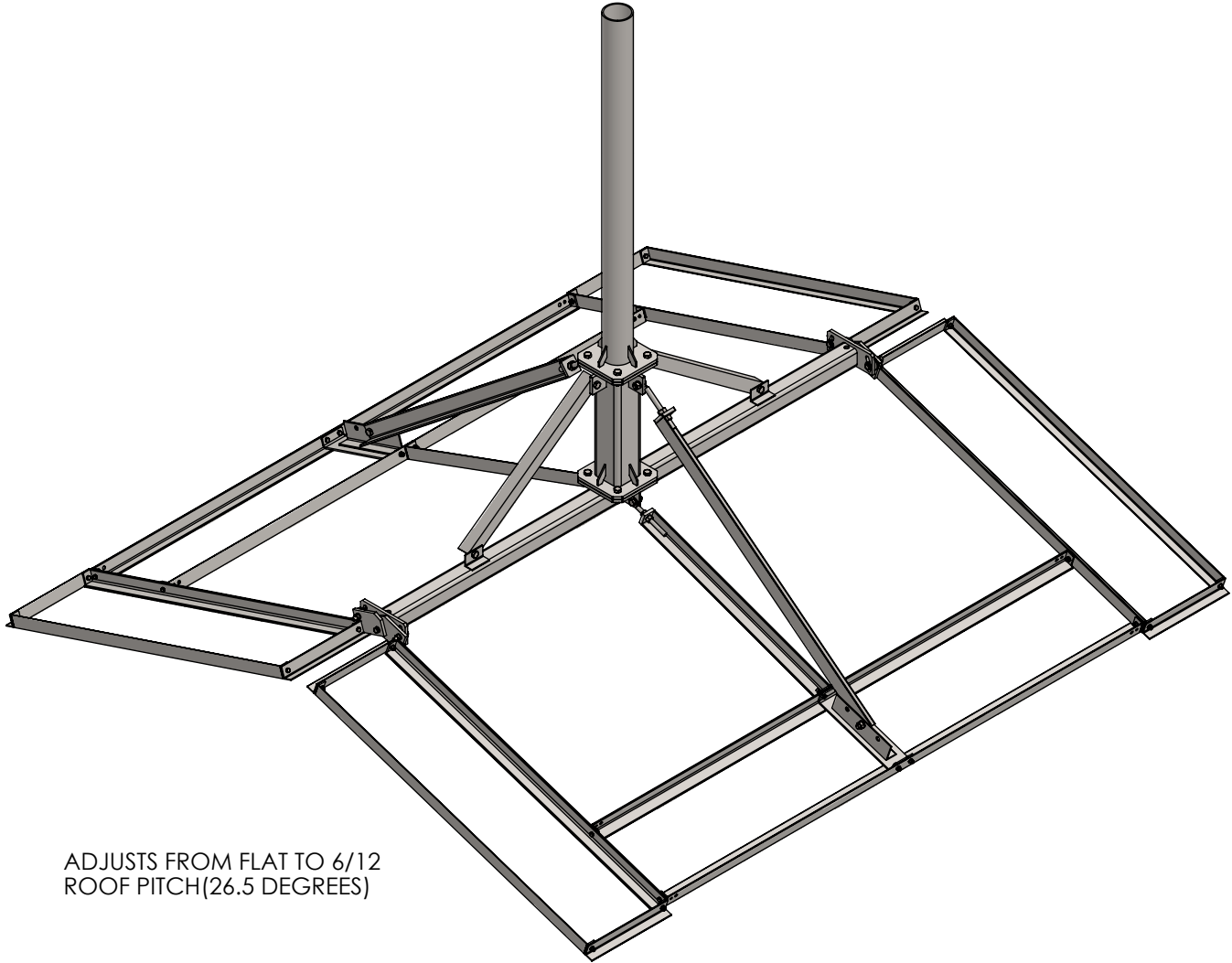
WATERLOO, IA 50703
 PHONE: 319-233-3561
 SALES@BAIRDMOUNTS.COM

DESCRIPTION:
 UR10 RIDGEMOUNT WITH 3.5' MAST

DRAWN BY JK	DATE 06/10/13
MATERIAL STEEL	FINISH HDG
DWG. PURPOSE CUSTOMER	SHEET 2OF2
	SCALE -

PART. NO.
 SEE TABLE-SHEET 1
 DWG. NO.
 UR10-(000)X35

PART NO.	MAST DIAMETER	WEIGHT
UR10-288X5	2.88"OD	491 lbs.
UR10-450X5	4.50"OD	517 lbs.



ADJUSTS FROM FLAT TO 6/12
ROOF PITCH(26.5 DEGREES)

PROPRIETARY AND CONFIDENTIAL
THE INFORMATION CONTAINED IN THIS DRAWING IS THE SOLE PROPERTY OF BAIRD SUPPORTING SYSTEMS. ANY REPRODUCTION IN PART OR AS A WHOLE WITHOUT THE WRITTEN PERMISSION OF BAIRD SUPPORTING SYSTEMS IS PROHIBITED.



WWW.BAIRD MOUNTS.COM

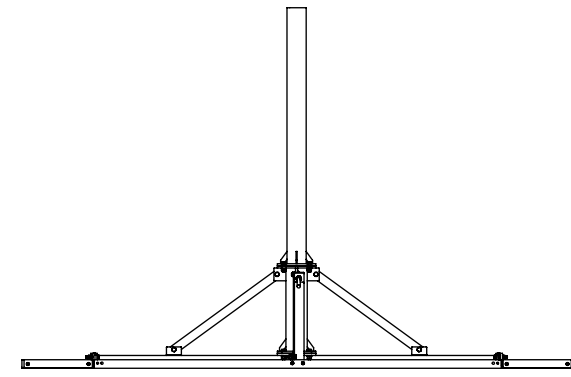
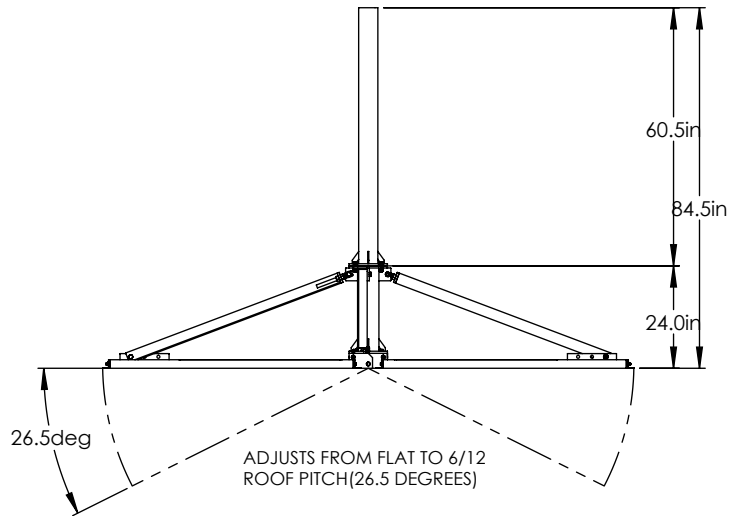
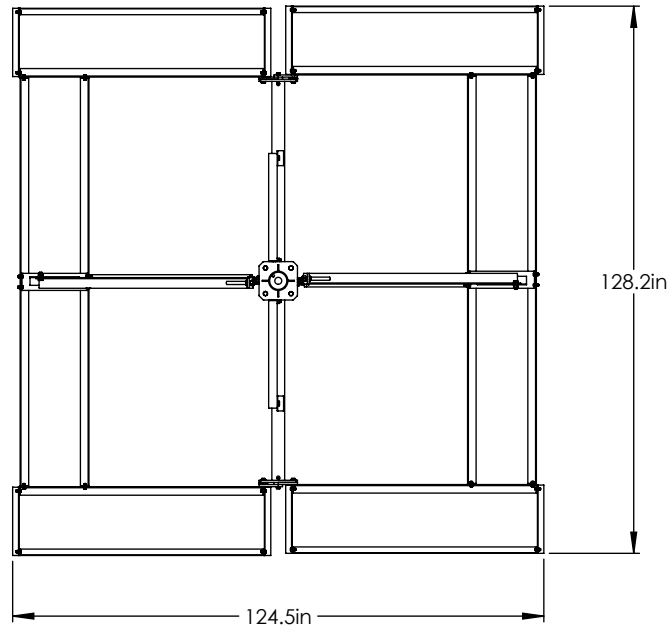
UNLESS OTHERWISE SPECIFIED:
DIMENSIONS ARE IN INCHES
TOLERANCES:
FRACTIONAL ±
ANGULAR: MACH ± BEND ±
TWO PLACE DECIMAL ±
THREE PLACE DECIMAL ±

DO NOT SCALE DRAWING

BAIRD MOUNTING SYSTEMS
WATERLOO, IA 50703
PHONE: 319-233-3561
SALES@BAIRD MOUNTS.COM

DESCRIPTION:
UR10 RIDGEMOUNT WITH 5' MAST

DRAWN BY JK	DATE 06/09/13
MATERIAL STEEL	FINISH HDG
DWG. PURPOSE CUSTOMER	SHEET 1OF2
SCALE -	
PART. NO. SEE TABLE	
DWG. NO. UR10-(000)X5	



PROPRIETARY AND CONFIDENTIAL
THE INFORMATION CONTAINED IN THIS DRAWING IS THE SOLE PROPERTY OF BAIRD SUPPORTING SYSTEMS. ANY REPRODUCTION IN PART OR AS A WHOLE WITHOUT THE WRITTEN PERMISSION OF BAIRD SUPPORTING SYSTEMS IS PROHIBITED.



UNLESS OTHERWISE SPECIFIED:
DIMENSIONS ARE IN INCHES
TOLERANCES:
FRACTIONAL ±
ANGULAR: MACH ± BEND ±
TWO PLACE DECIMAL ±
THREE PLACE DECIMAL ±

DO NOT SCALE DRAWING

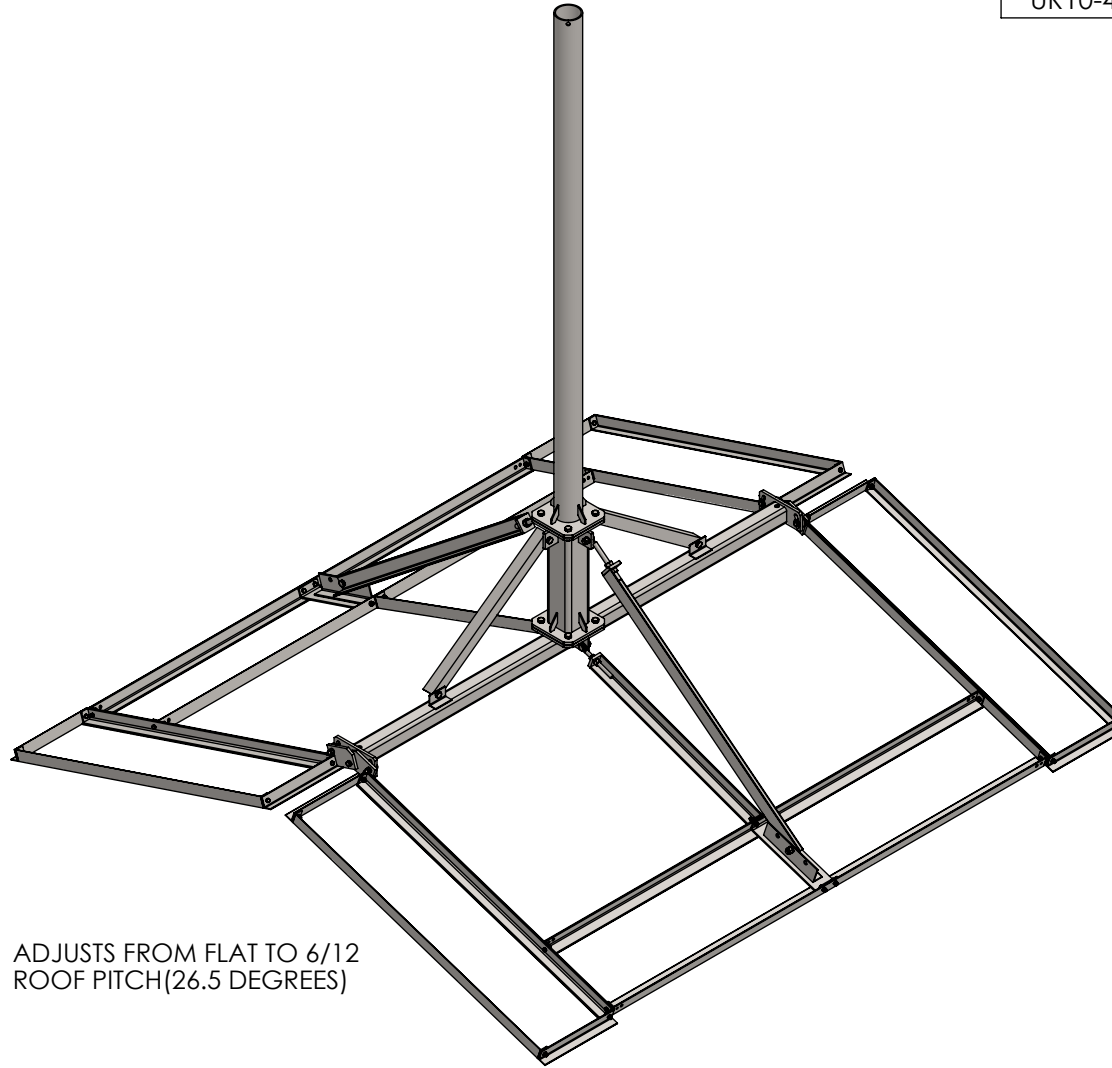
BAIRD MOUNTING SYSTEMS

WATERLOO, IA 50703
PHONE: 319-233-3561
SALES@BAIRDMOUNTS.COM

DESCRIPTION:
UR10 RIDGEMOUNT WITH 5' MAST

DRAWN BY JK	DATE 06/10/13
MATERIAL STEEL	FINISH HDG
DWG. PURPOSE CUSTOMER	SHEET 2OF2
SCALE -	
PART. NO. SEE TABLE-SHEET 1	
DWG. NO. UR10-(000)X5	

PART NO.	MAST DIAMETER	WEIGHT
UR10-288X8	2.88"OD	509 lbs.
UR10-450X8	4.50"OD	551 lbs.



ADJUSTS FROM FLAT TO 6/12
ROOF PITCH(26.5 DEGREES)

PROPRIETARY AND CONFIDENTIAL

THE INFORMATION CONTAINED IN THIS DRAWING IS THE SOLE PROPERTY OF BAIRD SUPPORTING SYSTEMS. ANY REPRODUCTION IN PART OR AS A WHOLE WITHOUT THE WRITTEN PERMISSION OF BAIRD SUPPORTING SYSTEMS IS PROHIBITED.



WWW.BAIRD MOUNTS.COM

UNLESS OTHERWISE SPECIFIED:

DIMENSIONS ARE IN INCHES
TOLERANCES:
FRACTIONAL ±
ANGULAR: MACH ± BEND ±
TWO PLACE DECIMAL ±
THREE PLACE DECIMAL ±

DO NOT SCALE DRAWING

BAIRD MOUNTING SYSTEMS

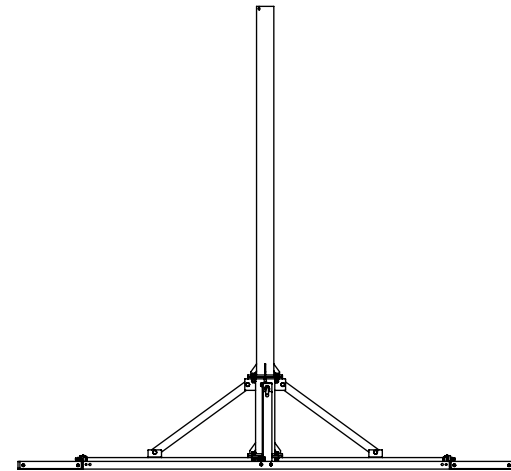
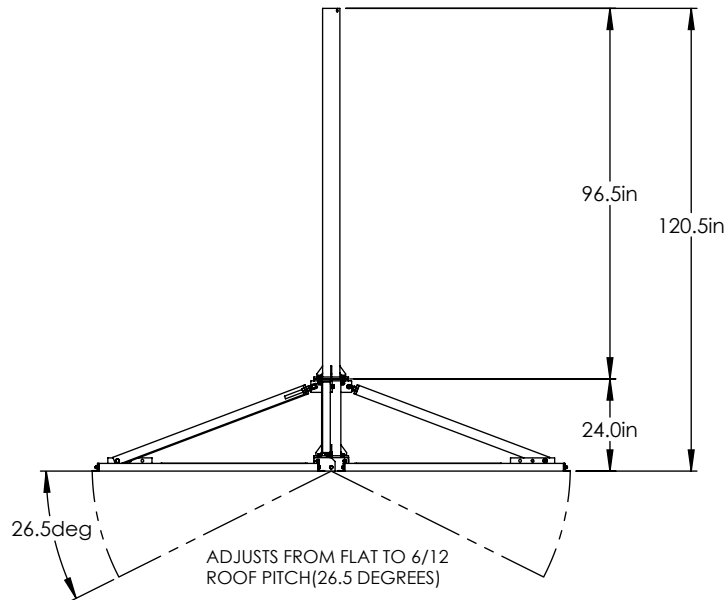
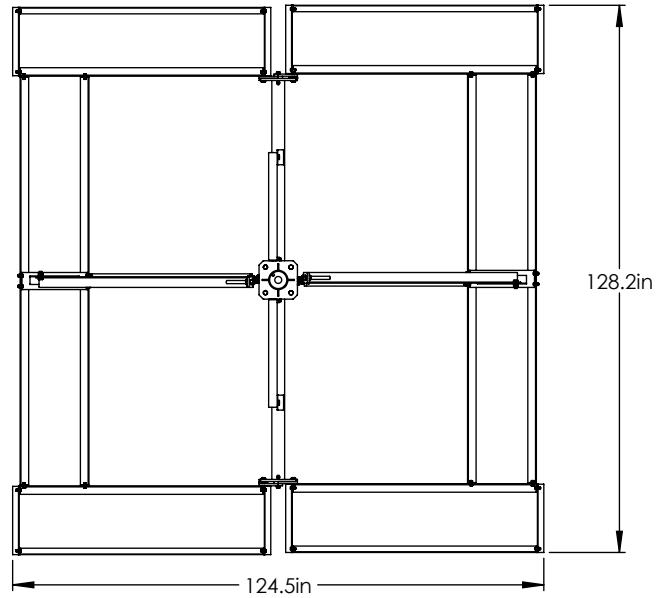
WATERLOO, IA 50703
PHONE: 319-233-3561
SALES@BAIRD MOUNTS.COM

DESCRIPTION:

UR10 RIDGEMOUNT WITH 8' MAST

DRAWN BY JK	DATE 06/09/13
MATERIAL STEEL	FINISH HDG
DWG. PURPOSE CUSTOMER	SHEET 1OF2
	SCALE -

PART. NO. SEE TABLE
DWG. NO. UR10-(000)X8



PROPRIETARY AND CONFIDENTIAL
 THE INFORMATION CONTAINED IN THIS DRAWING IS THE SOLE PROPERTY OF BAIRD SUPPORTING SYSTEMS. ANY REPRODUCTION IN PART OR AS A WHOLE WITHOUT THE WRITTEN PERMISSION OF BAIRD SUPPORTING SYSTEMS IS PROHIBITED.



WWW.BAIRD MOUNTS.COM

UNLESS OTHERWISE SPECIFIED:
 DIMENSIONS ARE IN INCHES
 TOLERANCES:
 FRACTIONAL ±
 ANGULAR: MACH ± BEND ±
 TWO PLACE DECIMAL ±
 THREE PLACE DECIMAL ±

DO NOT SCALE DRAWING

BAIRD MOUNTING SYSTEMS

WATERLOO, IA 50703
 PHONE: 319-233-3561
 SALES@BAIRDMOUNTS.COM

DESCRIPTION:
 UR10 RIDGEMOUNT WITH 8' MAST

DRAWN BY JK	DATE 06/10/13
MATERIAL STEEL	FINISH HDG
DWG. PURPOSE CUSTOMER	SHEET 2OF2
	SCALE -

PART. NO.
 SEE TABLE-SHEET 1
 DWG. NO.
 UR10-(000)X8