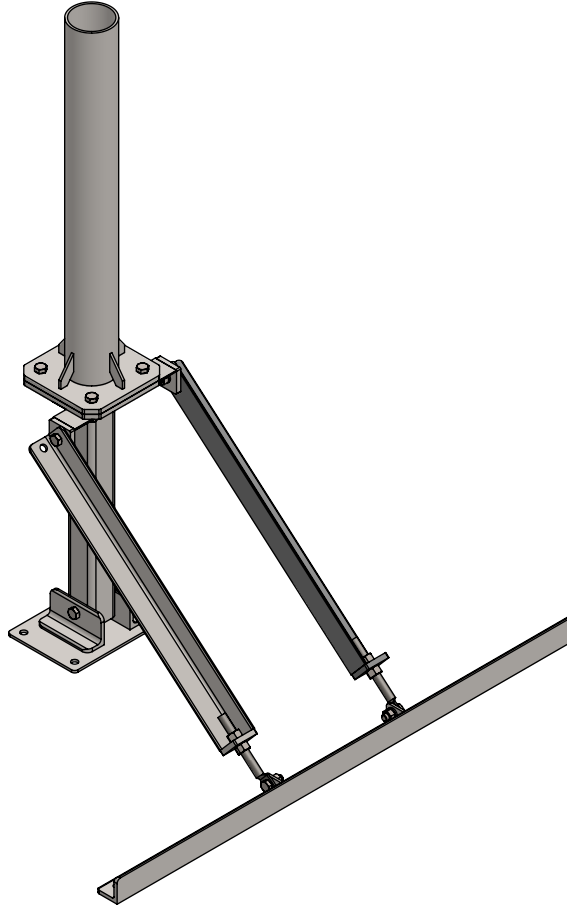


# LR2-(000)X(0)



| SYM | PART#       | DESCRIPTION                             | QTY. |
|-----|-------------|---|------|
| 1   | AB1315HD    | LOWER MAST ASSY, HDG                    | 1    |
| 2   | AB1288HD    | LOWER BASE ASS'Y, HDG                   | 1    |
| 3   | AB1240HD    | LOWER MOUNT ANGLE ASSY, HDG             | 1    |
| 4   | AB1294HD    | R/L ARM ASSY, HDG                       | 2    |
| 5   | AS REQ'D    | MAST ASSY (O.D. & LENGTH AS REQ'D), HDG | 1    |
| 6   | #B-.75X8    | 3/4"x8" SPADE BOLT, Z/P                 | 2    |
| 7   | H2-0750HN   | 3/4" NUT, HDG                           | 4    |
| 8   | H1-0625-150 | 5/8"x1-1/2" BOLT GR.5, Z/P              | 4    |
| 9   | H1-0625-200 | 5/8" x 2" BOLT GR.5, Z/P                | 4    |
| 10  | H2-0625HN   | 5/8" NUT, Z/P                           | 9    |
| 11  | H4-0625LW   | 5/8" LOCKWASHER, Z/P                    | 9    |
| 12  | H1-0625-450 | 5/8" x 4-1/2" BOLT GR.5, Z/P            | 1    |

**PROPRIETARY AND CONFIDENTIAL**

THE INFORMATION CONTAINED IN THIS DRAWING IS THE SOLE PROPERTY OF BAIRD SUPPORTING SYSTEMS. ANY REPRODUCTION IN PART OR AS A WHOLE WITHOUT THE WRITTEN PERMISSION OF BAIRD SUPPORTING SYSTEMS IS PROHIBITED.



WWW.BAIRD MOUNTS.COM

UNLESS OTHERWISE SPECIFIED:

DIMENSIONS ARE IN INCHES  
 TOLERANCES:  
 FRACTIONAL ±  
 ANGULAR: MACH ± BEND ±  
 TWO PLACE DECIMAL ±  
 THREE PLACE DECIMAL ±

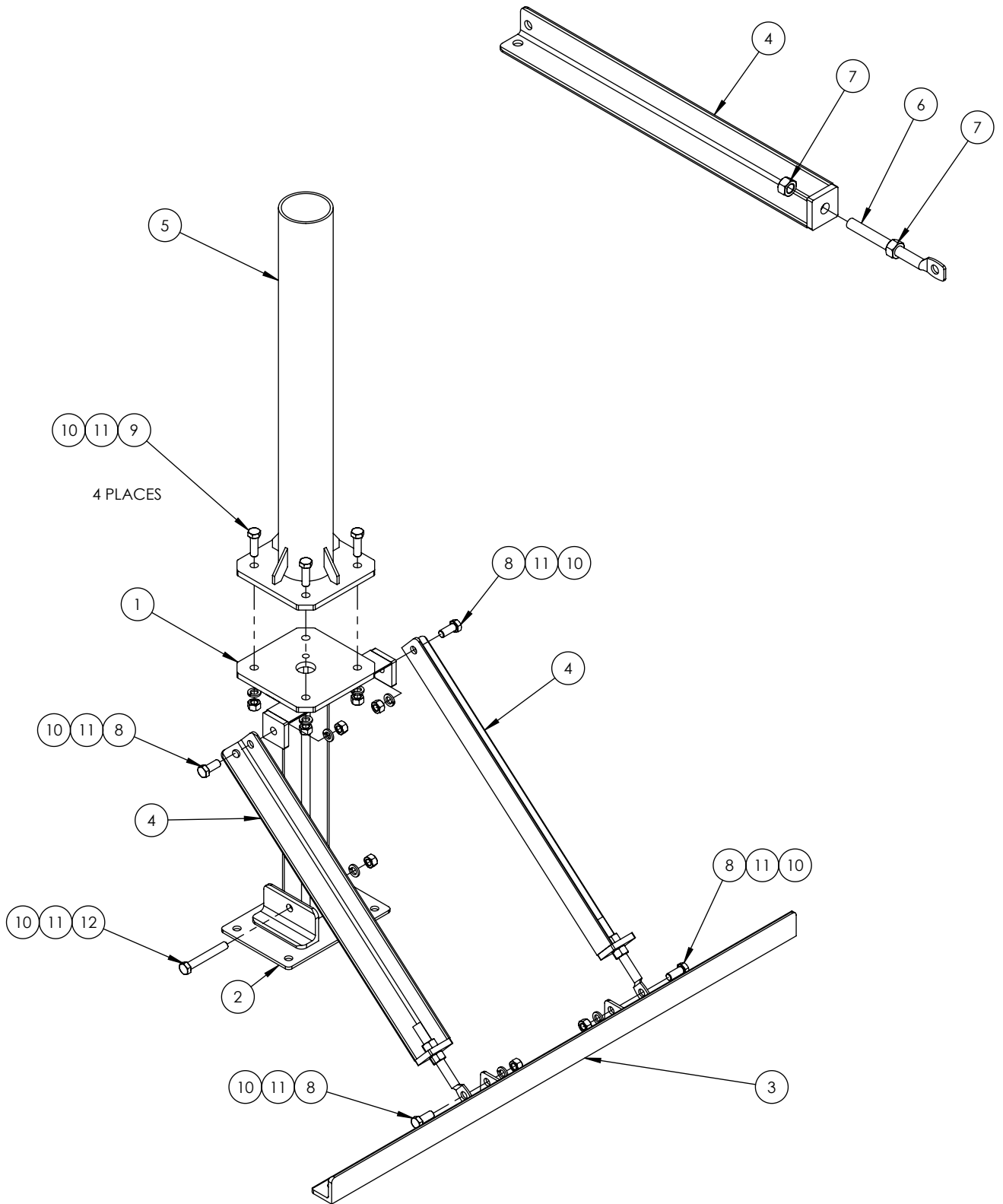
DO NOT SCALE DRAWING

**BAIRD MOUNTING SYSTEMS**

WATERLOO, IA 50703  
 PHONE: 319-233-3561  
 SALES@BAIRDMOUNTS.COM

TITLE:  
LR-2

|  |                  |
|--|------------------|
| DRAWN BY<br>JK                         | DATE<br>12/12/22 |
| MATERIAL<br>STEEL                      | FINISH<br>HDG    |
| DWG. PURPOSE<br>INST                   | SHEET<br>1       |
|  | SCALE<br>-       |
| PART. NO.<br>LR2-(000)X(0)             |                  |
| DWG. NO.<br>LR2-(000)X(0) INSTRUCTIONS |                  |



**PROPRIETARY AND CONFIDENTIAL**

THE INFORMATION CONTAINED IN THIS DRAWING IS THE SOLE PROPERTY OF BAIRD SUPPORTING SYSTEMS. ANY REPRODUCTION IN PART OR AS A WHOLE WITHOUT THE WRITTEN PERMISSION OF BAIRD SUPPORTING SYSTEMS IS PROHIBITED.



WWW.BAIRD MOUNTS.COM

UNLESS OTHERWISE SPECIFIED:

DIMENSIONS ARE IN INCHES  
 TOLERANCES:  
 FRACTIONAL ±  
 TWO PLACE DECIMAL ±  
 THREE PLACE DECIMAL ±  
 ANGULAR: MACH ± BEND ±

DO NOT SCALE DRAWING

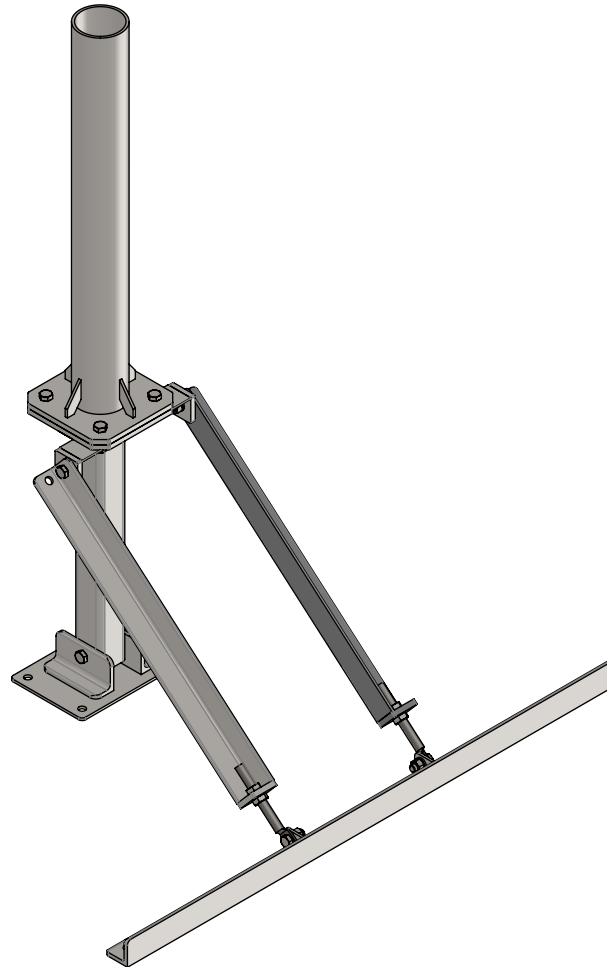
**BAIRD MOUNTING SYSTEMS**

WATERLOO, IA 50703  
 PHONE: 319-233-3561  
 SALES@BAIRDMOUNTS.COM

TITLE:  
 LR-2

|  |                  |
|--|------------------|
| DRAWN BY<br>JK                         | DATE<br>12/12/22 |
| MATERIAL<br>STEEL                      | FINISH<br>HDG    |
| DWG. PURPOSE<br>INST                   | SHEET<br>2       |
| PART. NO.<br>LR2-(000)X(0)             | SCALE<br>-       |
| DWG. NO.<br>LR2-(000)X(0) INSTRUCTIONS |                  |

| PART NO.  | MAST DIAMETER | WEIGHT   |
|-----------|---------------|----------|
| LR2-237X3 | 2.37"OD       | 129 lbs. |
| LR2-288X3 | 2.88"OD       | 136 lbs. |
| LR2-400X3 | 4.00"OD       | 146 lbs. |
| LR2-450X3 | 4.50"OD       | 151 lbs. |
| LR2-556X3 | 5.56"OD       | 163 lbs. |
| LR2-662X3 | 6.62"OD       | 176 lbs. |



**PROPRIETARY AND CONFIDENTIAL**  
 THE INFORMATION CONTAINED IN THIS DRAWING IS THE SOLE PROPERTY OF BAIRD SUPPORTING SYSTEMS. ANY REPRODUCTION IN PART OR AS A WHOLE WITHOUT THE WRITTEN PERMISSION OF BAIRD SUPPORTING SYSTEMS IS PROHIBITED.



WWW.BAIRD MOUNTS.COM

UNLESS OTHERWISE SPECIFIED:  
 DIMENSIONS ARE IN INCHES  
 TOLERANCES:  
 FRACTIONAL ±  
 ANGULAR: MACH ± BEND ±  
 TWO PLACE DECIMAL ±  
 THREE PLACE DECIMAL ±

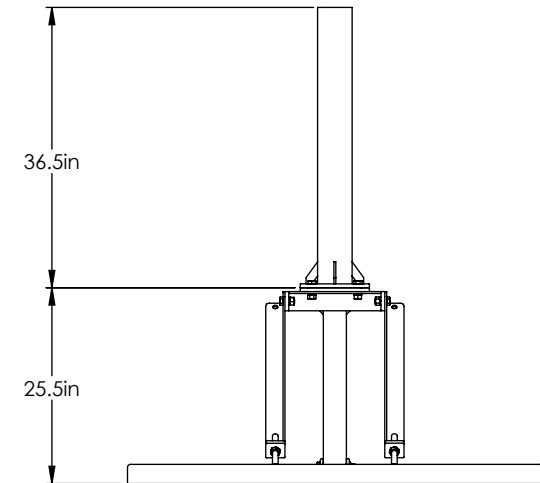
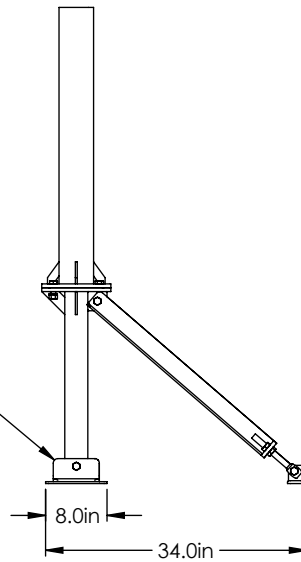
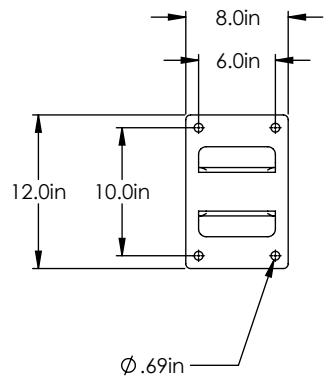
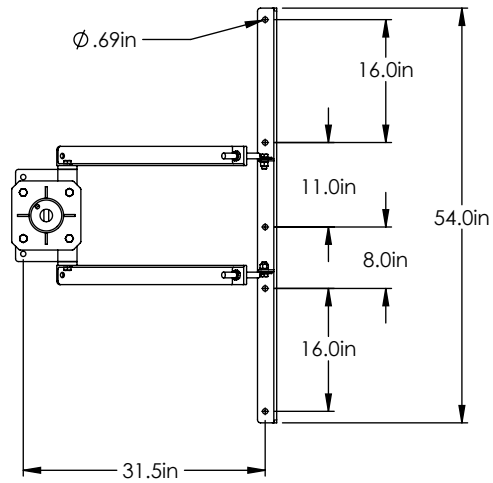
DO NOT SCALE DRAWING

**BAIRD MOUNTING SYSTEMS**

WATERLOO, IA 50703  
 PHONE: 319-233-3561  
 SALES@BAIRD MOUNTS.COM

TITLE:  
 LR-2 WITH 3' MAST

|                          |                  |            |
|--------------------------|------------------|------------|
| DRAWN BY<br>JK           | DATE<br>10/17/13 |            |
| MATERIAL<br>STEEL        | FINISH<br>HDG    |            |
| DWG. PURPOSE<br>CUSTOMER | SHEET<br>1 OF 2  | SCALE<br>- |
| PART. NO.<br>SEE TABLE   |                  |            |
| DWG. NO.<br>LR2-(000)X3  |                  |            |



**PROPRIETARY AND CONFIDENTIAL**  
 THE INFORMATION CONTAINED IN THIS DRAWING IS THE SOLE PROPERTY OF BAIRD SUPPORTING SYSTEMS. ANY REPRODUCTION IN PART OR AS A WHOLE WITHOUT THE WRITTEN PERMISSION OF BAIRD SUPPORTING SYSTEMS IS PROHIBITED.



WWW.BAIRD MOUNTS.COM

UNLESS OTHERWISE SPECIFIED:  
 DIMENSIONS ARE IN INCHES  
 TOLERANCES:  
 FRACTIONAL  $\pm$   
 TWO PLACE DECIMAL  $\pm$   
 THREE PLACE DECIMAL  $\pm$   
 ANGULAR: MACH  $\pm$  BEND  $\pm$

DO NOT SCALE DRAWING

**BAIRD MOUNTING SYSTEMS**

WATERLOO, IA 50703  
 PHONE: 319-233-3561  
 SALES@BAIRDMOUNTS.COM


TITLE:  
 LR-2 WITH 3' MAST

|                          |                  |            |
|--------------------------|------------------|------------|
| DRAWN BY<br>JK           | DATE<br>10/17/13 |            |
| MATERIAL<br>STEEL        | FINISH<br>HDG    |            |
| DWG. PURPOSE<br>CUSTOMER | SHEET<br>2 OF 2  | SCALE<br>- |

PART. NO.  
 SEE TABLE-SHEET 1

DWG. NO.  
 LR2-(000)X3

| PART NO.  | MAST DIAMETER | WEIGHT   |
|-----------|---------------|----------|
| LR2-237X8 | 2.37"OD       | 147 lbs. |
| LR2-288X8 | 2.88"OD       | 166 lbs. |
| LR2-450X8 | 4.50"OD       | 206 lbs. |



**PROPRIETARY AND CONFIDENTIAL**  
 THE INFORMATION CONTAINED IN THIS DRAWING IS THE SOLE PROPERTY OF BAIRD SUPPORTING SYSTEMS. ANY REPRODUCTION IN PART OR AS A WHOLE WITHOUT THE WRITTEN PERMISSION OF BAIRD SUPPORTING SYSTEMS IS PROHIBITED.



WWW.BAIRD MOUNTS.COM

UNLESS OTHERWISE SPECIFIED:  
 DIMENSIONS ARE IN INCHES  
 TOLERANCES:  
 FRACTIONAL ±  
 ANGULAR: MACH ± BEND ±  
 TWO PLACE DECIMAL ±  
 THREE PLACE DECIMAL ±

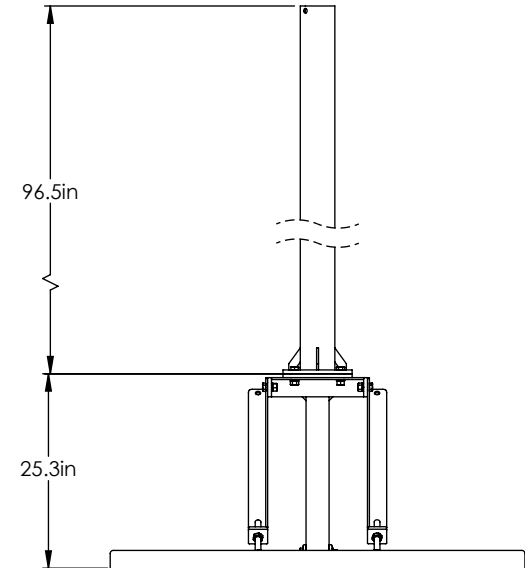
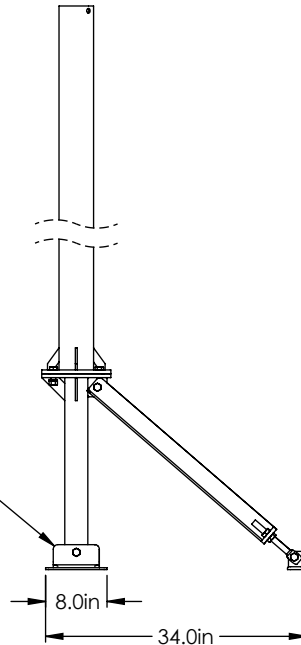
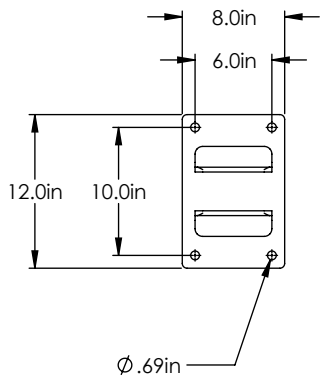
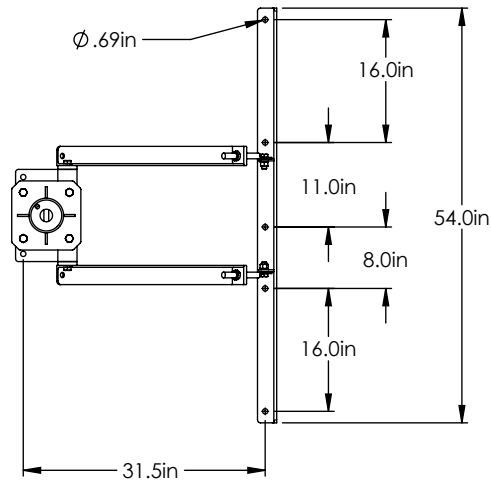
DO NOT SCALE DRAWING

**BAIRD MOUNTING SYSTEMS**

WATERLOO, IA 50703  
 PHONE: 319-233-3561  
 SALES@BAIRD MOUNTS.COM

TITLE:  
 LR-2 WITH 8' MAST

|                          |                  |            |
|--------------------------|------------------|------------|
| DRAWN BY<br>JK           | DATE<br>10/17/13 |            |
| MATERIAL<br>STEEL        | FINISH<br>HDG    |            |
| DWG. PURPOSE<br>CUSTOMER | SHEET<br>1 OF 2  | SCALE<br>- |
| PART. NO.<br>SEE TABLE   |                  |            |
| DWG. NO.<br>LR2-(000)X8  |                  |            |



**PROPRIETARY AND CONFIDENTIAL**

THE INFORMATION CONTAINED IN THIS DRAWING IS THE SOLE PROPERTY OF BAIRD SUPPORTING SYSTEMS. ANY REPRODUCTION IN PART OR AS A WHOLE WITHOUT THE WRITTEN PERMISSION OF BAIRD SUPPORTING SYSTEMS IS PROHIBITED.



WWW.BAIRD MOUNTS.COM

**UNLESS OTHERWISE SPECIFIED:**

DIMENSIONS ARE IN INCHES  
 TOLERANCES:  
 FRACTIONAL  $\pm$   
 TWO PLACE DECIMAL  $\pm$   
 THREE PLACE DECIMAL  $\pm$   
 ANGULAR: MACH  $\pm$  BEND  $\pm$

DO NOT SCALE DRAWING

**BAIRD MOUNTING SYSTEMS**

WATERLOO, IA 50703  
 PHONE: 319-233-3561  
 SALES@BAIRDMOUNTS.COM

TITLE:  
 LR-2 WITH 8' MAST

|                          |                  |
|--------------------------|------------------|
| DRAWN BY<br>JK           | DATE<br>10/17/13 |
| MATERIAL<br>STEEL        | FINISH<br>HDG    |
| DWG. PURPOSE<br>CUSTOMER | SHEET<br>2 OF 2  |
|                          | SCALE<br>-       |

PART. NO.  
 SEE TABLE-SHEET 1

DWG. NO.  
 LR2-(000)X8