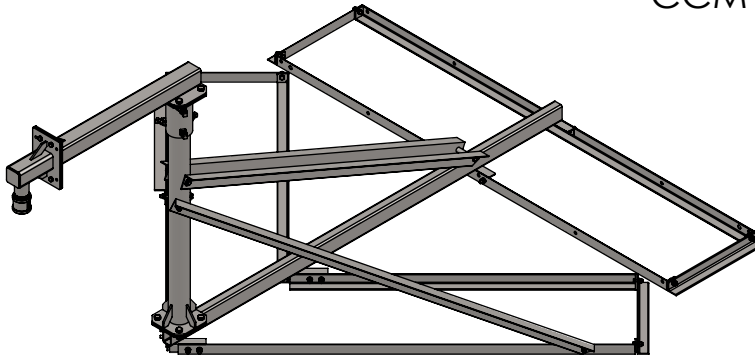


CCM-288X(X)-(CAXXX)



(CAXXXX):
 -CA24AXIS
 -CA24PN150
 -CA24PC150
 -CA60AXIS
 -CA60PN150
 -CA60PC150

SYM	PART#	DESCRIPTION	QTY.
1	AS REQ'D	2.88"OD x () CCM MAST, HDG	1
2	AB5603-1HD	CCM SUPPORT TUBE ASSY, HDG	1
3	AB5610(59.5)LHHD	LH LONG BALLAST PAD(59.5"), HDG	1
4	AB5610(59.5)RHHD	RH LONG BALLAST PAD(59.5"), HDG	1
5	AB5610(45)LHHD	LH SM BALLAST PAD(45"), HDG	1
6	AB5610(45)RHHD	RH SM BALLAST PAD(45"), HDG	1
7	AB1624HD	6' B4 BALLAST TRAY, HDG	2
8	AB1425HD	16" SIDE PAD (1.5"L), HDG	4
9	AB1621M(59.25)LHD	LH BRACE ANGLE(59.25"), HDG	2
10	AB1621M(59.25)RHD	RH BRACE ANGLE (59.25"), HDG	2
11	H1-0375-100	3/8"x1" BOLT GR5, Z/P	22
12	H1-0375-400TB	3/8"x4" FULL THREAD BOLT GR5, Z/P	4
13	H2-0375HN	3/8" HEX NUT, Z/P	23
14	H4-0375LW	3/8" LOCKWASHER, Z/P	23
15	H3-0375FW	3/8" FLATWASHER, Z/P	3
16	H2-0375WN	3/8" WHIZ-LOCK NUT,Z/P	3
17	H1-0500-125	1/2"x1-1/4" BOLT GR5, Z/P	4
18	H2-0500HN	1/2" NUT, Z/P	4
19	H4-0500LW	1/2" LOCKWASHER, Z/P	4
20A		RUBBER MATTING 32"x80"	1
20B		RUBBER MATTING 48"x80"	1

HDWE BAG

21	AB4999X.5(6)6H5HD	MAST ADAPTER 2.88"OD TO 6"PLT,HDG	1
22	H5-0500-125SHCPZ	1/2"x1-1/4" SQ.HD CUPPOINT STSC, Z/P	6
23	H2-0500JN	1/2" JAM NUT, Z/P	6
24	H1-0500-125	1/2"x1-1/4" BOLT GR5, Z/P	4
25	H2-0500HN	1/2" NUT, Z/P	4
26	H4-0500LW	1/2" LOCKWASHER, Z/P	4

SUB-ASSEMBLY

			CA24 AXIS	CA24 PN150	CA24 PC150	CA60 AXIS	CA60 PN150	CA60 PC150
27	AB5606(26.75)-C1HD	24" CAMERA ARM w/ AXIS PLATE, HDG	1	1	1	-	-	-
27	AB5583(60)-C1HD	60" CAMERA ARM w/AXIS PLATE, HDG	-	-	-	1	1	1
28	AB5962HD	CAMERA MOUNT 1-1/2" NPT,HDG	-	1	1	-	1	1
29	4638K118	COUPLER 1-1/2" NPT, HDG	-	-	1	-	-	1
30	H1-0375-100	3/8"x1" BOLT GR5, Z/P	-	4	4	-	4	4
31	H2-0375HN	3/8" HEX NUT, Z/P	-	4	4	-	4	4
32	H4-0375LW	3/8" LOCKWASHER, Z/P	-	4	4	-	4	4

PROPRIETARY AND CONFIDENTIAL

THE INFORMATION CONTAINED IN THIS DRAWING IS THE SOLE PROPERTY OF BAIRD SUPPORTING SYSTEMS. ANY REPRODUCTION IN PART OR AS A WHOLE WITHOUT THE WRITTEN PERMISSION OF BAIRD SUPPORTING SYSTEMS IS PROHIBITED.



WWW.BAIRD MOUNTS.COM

UNLESS OTHERWISE SPECIFIED:

DIMENSIONS ARE IN INCHES
 TOLERANCES:
 FRACTIONAL ±
 ANGULAR: MACH ± BEND ±
 TWO PLACE DECIMAL ±
 THREE PLACE DECIMAL ±

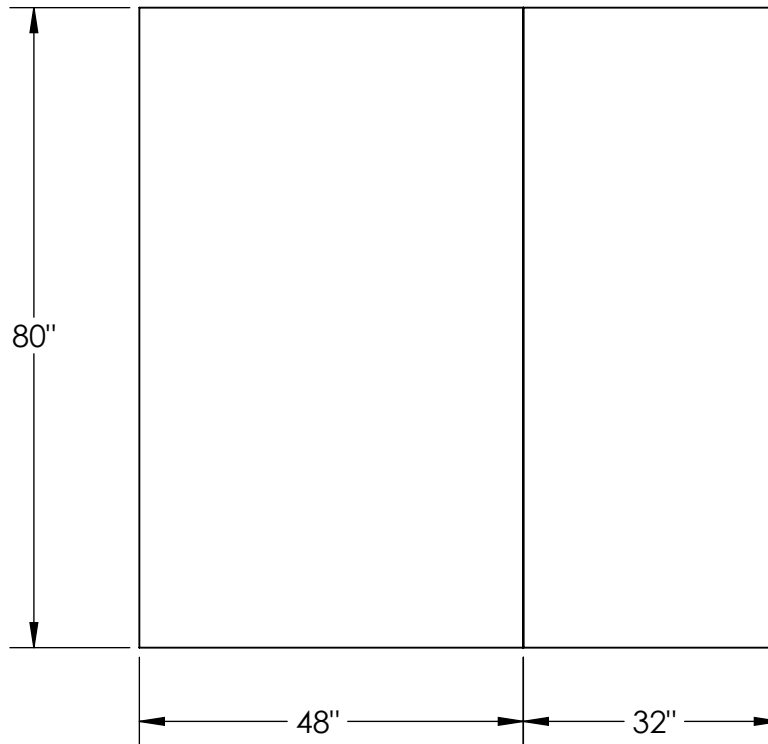
DO NOT SCALE DRAWING

BAIRD MOUNTING SYSTEMS

CEDAR FALLS, IA 50613
 PHONE: 319-233-3561
 SALES@BAIRD MOUNTS.COM

TITLE:
 CORNER CAMERA MOUNT, 2.88"OD x () MAST,
 CAMERA ARM

DRAWN BY JK	DATE 09/01/22	
MATERIAL STEEL	FINISH HDG	
DWG. PURPOSE CUSTOMER	SHEET 1	SCALE -
PART. NO. -		
DWG. NO. CCM-288X(X)-(CAXXX) INST		



Rubber pad layout

PROPRIETARY AND CONFIDENTIAL

THE INFORMATION CONTAINED IN THIS DRAWING IS THE SOLE PROPERTY OF BAIRD SUPPORTING SYSTEMS. ANY REPRODUCTION IN PART OR AS A WHOLE WITHOUT THE WRITTEN PERMISSION OF BAIRD SUPPORTING SYSTEMS IS PROHIBITED.



WWW.BAIRD MOUNTS.COM

UNLESS OTHERWISE SPECIFIED:

DIMENSIONS ARE IN INCHES
 TOLERANCES:
 FRACTIONAL ±
 ANGULAR: MACH ± BEND ±
 TWO PLACE DECIMAL ±
 THREE PLACE DECIMAL ±

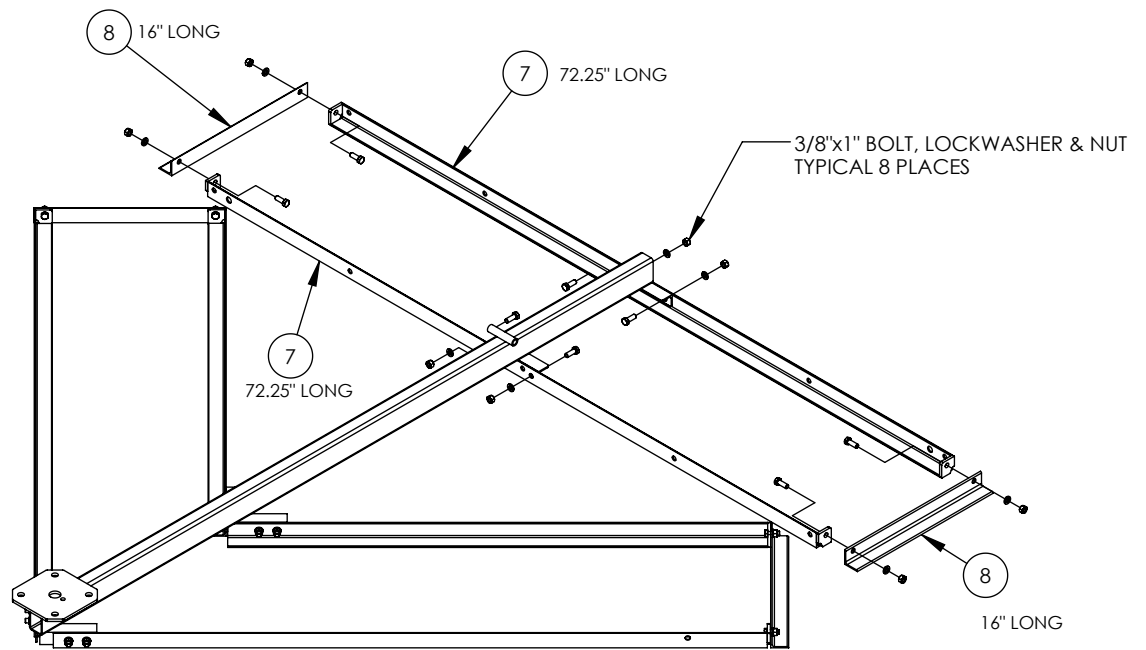
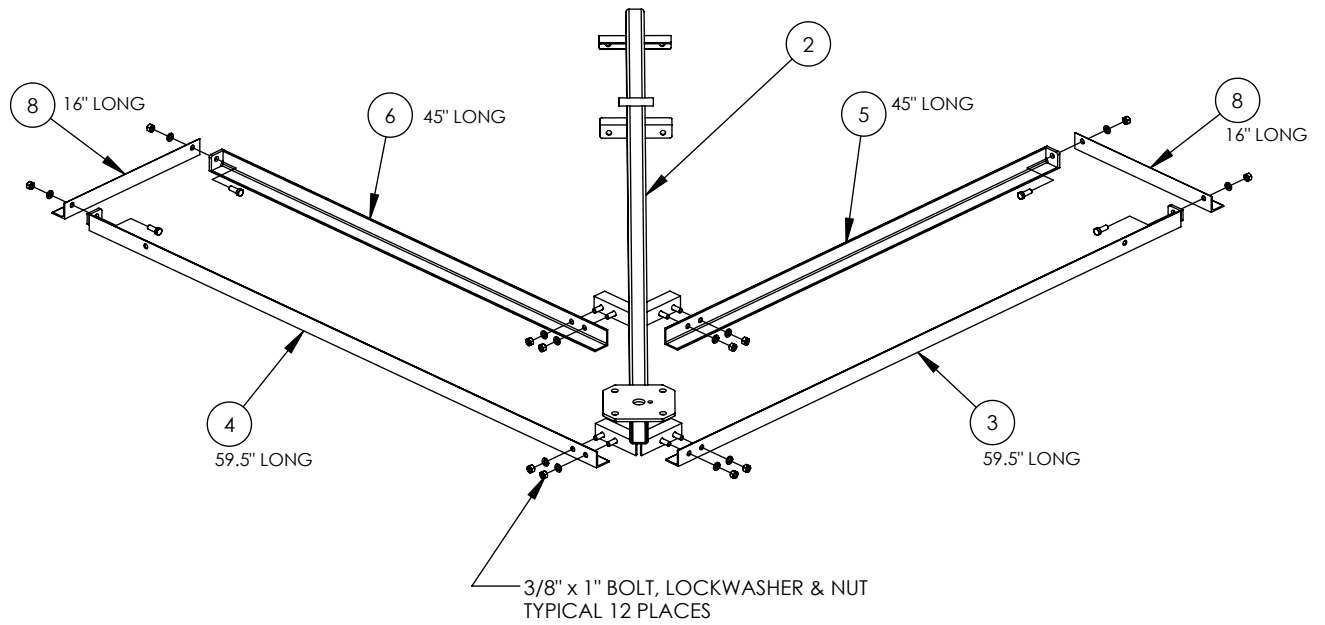
DO NOT SCALE DRAWING

BAIRD MOUNTING SYSTEMS

CEDAR FALLS, IA 50613
 PHONE: 319-233-3561
 SALES@BAIRD MOUNTS.COM

TITLE:
 CORNER CAMERA MOUNT, 2.88'OD x () MAST,
 CAMERA ARM

DRAWN BY JK	DATE 09/01/22	
MATERIAL STEEL	FINISH HDG	
DWG. PURPOSE CUSTOMER	SHEET 2	SCALE -
PART. NO. -		
DWG. NO. CCM-288X(X)-(CAXXX) INST		



LEAVE ALL HARD SNUG TIGHT UNTIL ASSEMBLY IS COMPLETE

PROPRIETARY AND CONFIDENTIAL

THE INFORMATION CONTAINED IN THIS DRAWING IS THE SOLE PROPERTY OF BAIRD SUPPORTING SYSTEMS. ANY REPRODUCTION IN PART OR AS A WHOLE WITHOUT THE WRITTEN PERMISSION OF BAIRD SUPPORTING SYSTEMS IS PROHIBITED.



WWW.BAIRD MOUNTS.COM

UNLESS OTHERWISE SPECIFIED:

DIMENSIONS ARE IN INCHES
 TOLERANCES:
 FRACTIONAL ±
 ANGULAR: MACH ± BEND ±
 TWO PLACE DECIMAL ±
 THREE PLACE DECIMAL ±

DO NOT SCALE DRAWING

BAIRD MOUNTING SYSTEMS

CEDAR FALLS, IA 50613
 PHONE: 319-233-3561
 SALES@BAIRD MOUNTS.COM

TITLE:

CORNER CAMERA MOUNT, 2.88'OD x () MAST,
 CAMERA ARM

DRAWN BY
 JK

MATERIAL
 STEEL

DWG. PURPOSE
 CUSTOMER

PART. NO.
 -

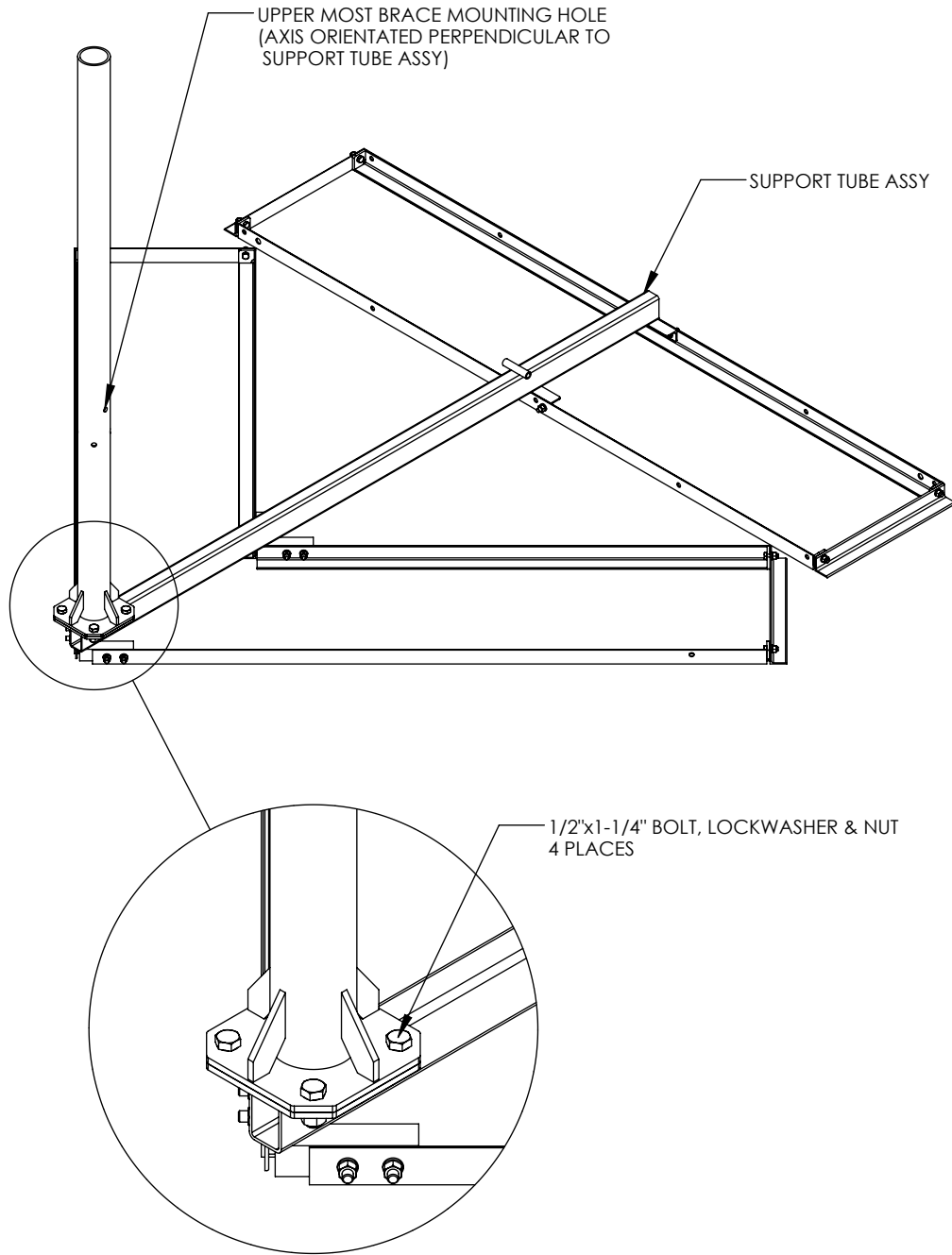
DWG. NO.
 CCM-288X(X)-(CAXXX) INST

DATE
 09/01/22

FINISH
 HDG

SHEET
 3

SCALE
 -



PROPRIETARY AND CONFIDENTIAL

THE INFORMATION CONTAINED IN THIS DRAWING IS THE SOLE PROPERTY OF BAIRD SUPPORTING SYSTEMS. ANY REPRODUCTION IN PART OR AS A WHOLE WITHOUT THE WRITTEN PERMISSION OF BAIRD SUPPORTING SYSTEMS IS PROHIBITED.



WWW.BAIRD MOUNTS.COM

UNLESS OTHERWISE SPECIFIED:

DIMENSIONS ARE IN INCHES
 TOLERANCES:
 FRACTIONAL ±
 ANGULAR: MACH ± BEND ±
 TWO PLACE DECIMAL ±
 THREE PLACE DECIMAL ±

DO NOT SCALE DRAWING

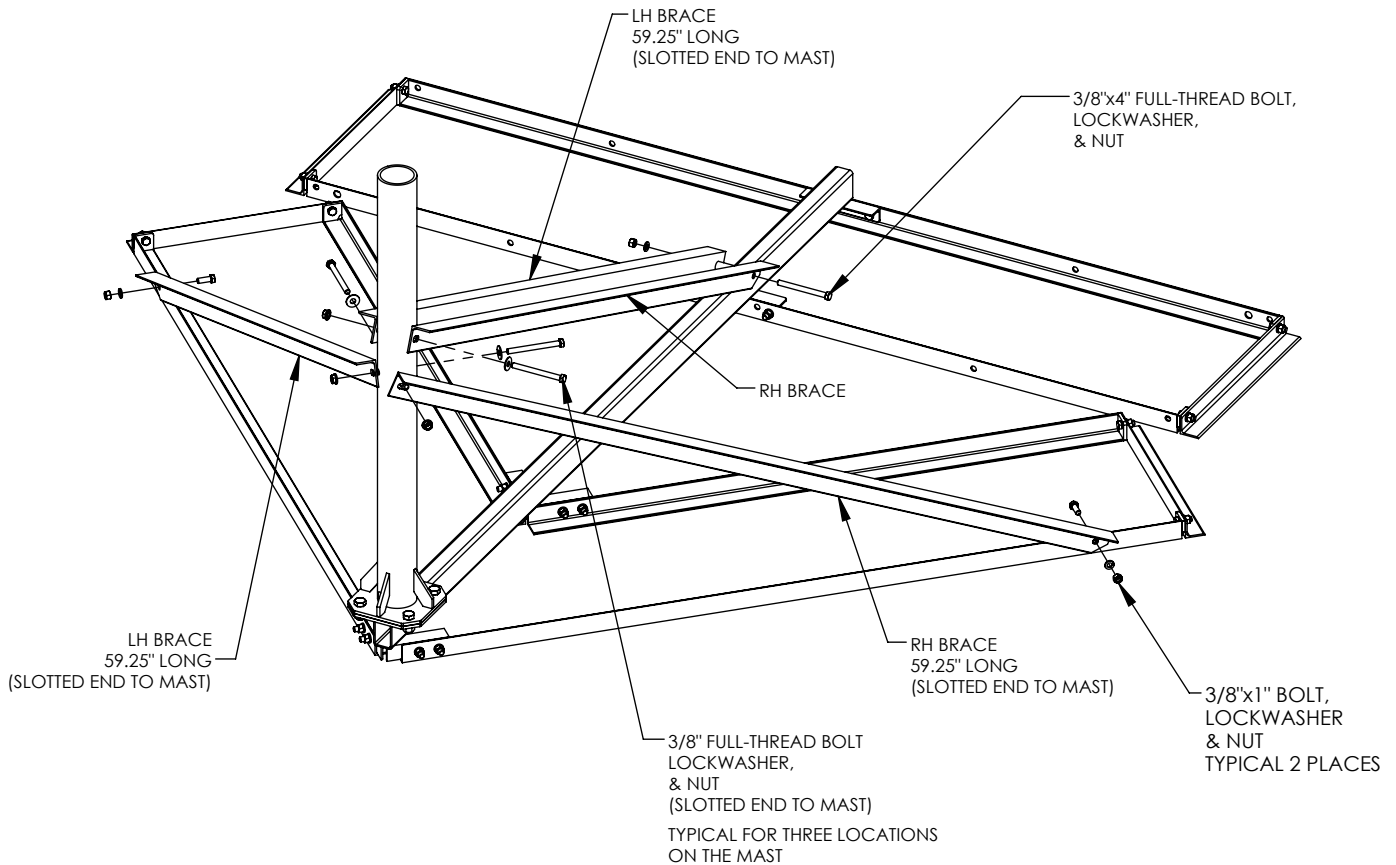
BAIRD MOUNTING SYSTEMS

CEDAR FALLS, IA 50613
 PHONE: 319-233-3561
 SALES@BAIRD MOUNTS.COM

TITLE:

CORNER CAMERA MOUNT, 2.88"OD x () MAST,
 CAMERA ARM

DRAWN BY JK	DATE 09/01/22	
MATERIAL STEEL	FINISH HDG	
DWG. PURPOSE CUSTOMER	SHEET 4	SCALE -
PART. NO. -		
DWG. NO. CCM-288X(X)-(CAXXX) INST		



***NOTES:
SLOTS IN BRACES MOUNT AT THE MAST.
USE WHIZ-LOCKNUTS(SERRATED FLANGE) OVER THE SLOTS
WHEN ATTACHING THE BRACE. TIGHTEN ALL HARDWARE

PROPRIETARY AND CONFIDENTIAL

THE INFORMATION CONTAINED IN THIS DRAWING IS THE SOLE PROPERTY OF BAIRD SUPPORTING SYSTEMS. ANY REPRODUCTION IN PART OR AS A WHOLE WITHOUT THE WRITTEN PERMISSION OF BAIRD SUPPORTING SYSTEMS IS PROHIBITED.



WWW.BAIRD MOUNTS.COM

UNLESS OTHERWISE SPECIFIED:

DIMENSIONS ARE IN INCHES
TOLERANCES:
FRACTIONAL ±
ANGULAR: MACH ± BEND ±
TWO PLACE DECIMAL ±
THREE PLACE DECIMAL ±

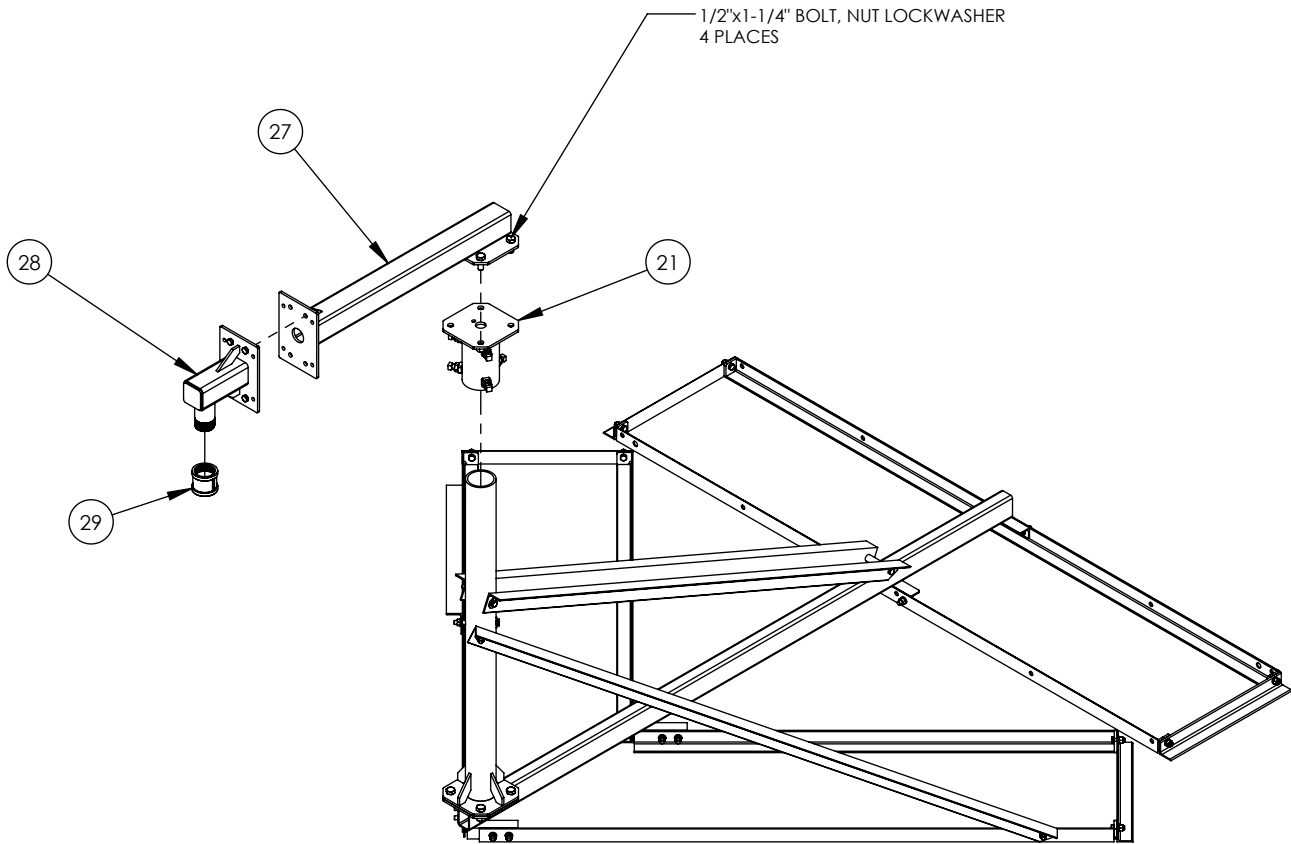
DO NOT SCALE DRAWING

BAIRD MOUNTING SYSTEMS

CEDAR FALLS, IA 50613
PHONE: 319-233-3561
SALES@BAIRD MOUNTS.COM

TITLE:
CORNER CAMERA MOUNT, 2.88"OD x () MAST,
CAMERA ARM

DRAWN BY JK	DATE 09/01/22	
MATERIAL STEEL	FINISH HDG	
DWG. PURPOSE CUSTOMER	SHEET 5	SCALE -
PART. NO. -		
DWG. NO. CCM-288(X)-(CAXXX) INST		



CLAMP THE CAMERA ARM ADAPTER SLEEVE TO THE MAST WITH SIX SET SCREWS. THE CAMERA ARM ASSEMBLY WILL SHIP AS AN ASSEMBLED SUB ASSEMBLY AND THE CONFIGURATION MAY VARY FROM THE DRAWINGSHOWN ABOVE BASED ON SPECIFIC PART NUMBER.

PROPRIETARY AND CONFIDENTIAL

THE INFORMATION CONTAINED IN THIS DRAWING IS THE SOLE PROPERTY OF BAIRD SUPPORTING SYSTEMS. ANY REPRODUCTION IN PART OR AS A WHOLE WITHOUT THE WRITTEN PERMISSION OF BAIRD SUPPORTING SYSTEMS IS PROHIBITED.



WWW.BAIRD MOUNTS.COM

UNLESS OTHERWISE SPECIFIED:

DIMENSIONS ARE IN INCHES
 TOLERANCES:
 FRACTIONAL ±
 ANGULAR: MACH ± BEND ±
 TWO PLACE DECIMAL ±
 THREE PLACE DECIMAL ±

DO NOT SCALE DRAWING

BAIRD MOUNTING SYSTEMS

CEDAR FALLS, IA 50613
 PHONE: 319-233-3561
 SALES@BAIRD MOUNTS.COM

TITLE:
 CORNER CAMERA MOUNT, 2.88'OD x () MAST,
 CAMERA ARM

DRAWN BY JK	DATE 09/01/22
MATERIAL STEEL	FINISH HDG
DWG. PURPOSE CUSTOMER	SHEET 6
PART. NO. -	SCALE -
DWG. NO. CCM-288X(X)-(CAXXX) INST	