

	SYM	PART #	DESCRIPTION	QTY.
HARDWARE KIT p/n HDWE-B3	1	AB0041HD	B3 FRAME ASSY, HDG	1
	2	AS REQUIRED	B3 MAST ASSY (DIAMETER & LENGTH AS REQ'D), HDG	1
	3	AB0042LHHD	LH BRACE ANGLE, 23" LONG, HDG	1
	4	AB0042RHHD	RH BRACE ANGLE, 23" LONG, HDG	1
	5	AB1621LHHD	REAR BRACE ANGLE, 28.25" LONG, HDG	1
	6	H1-0375-400TB	3/8" x 4" TAP BOLT (FULLY THREADED)GR.5, Z/P	2
	7	H3-0375FW	3/8" USS FLATWASHER, Z/P	2
	8	H2-0375WN	3/8" WHIZ LOCK NUT, Z/P	2
	9	H1-0375-100	3/8" x 1" BOLT GR.5, Z/P	5
	10	H2-0375HN	3/8" NUT, Z/P	5
	11	H4-0375LW	3/8" SPLIT-LOCKWASHER, Z/P	5
			1/8" THICK RUBBER PAD 36"x48"	1

**PROPRIETARY AND CONFIDENTIAL**

THE INFORMATION CONTAINED IN THIS DRAWING IS THE SOLE PROPERTY OF BAIRD SUPPORTING SYSTEMS. ANY REPRODUCTION IN PART OR AS A WHOLE WITHOUT THE WRITTEN PERMISSION OF BAIRD SUPPORTING SYSTEMS IS PROHIBITED.



WWW.BAIRD MOUNTS.COM

UNLESS OTHERWISE SPECIFIED:

DIMENSIONS ARE IN INCHES  
TOLERANCES:  
FRACTIONAL ±  
ANGULAR: MACH ± BEND ±  
TWO PLACE DECIMAL ±  
THREE PLACE DECIMAL ±

DO NOT SCALE DRAWING

**BAIRD MOUNTING SYSTEMS**

WATERLOO, IA 50703  
PHONE: 319-233-3561  
SALES@BAIRDMOUNTS.COM

TITLE:

B3-34X40 with PAD  
ASSEMBLY INSTRUCTIONS

DRAWN BY  
JK

MATERIAL

DWG. PURPOSE  
INST

PART. NO.

B3-(000)X( )-R

DWG. NO.

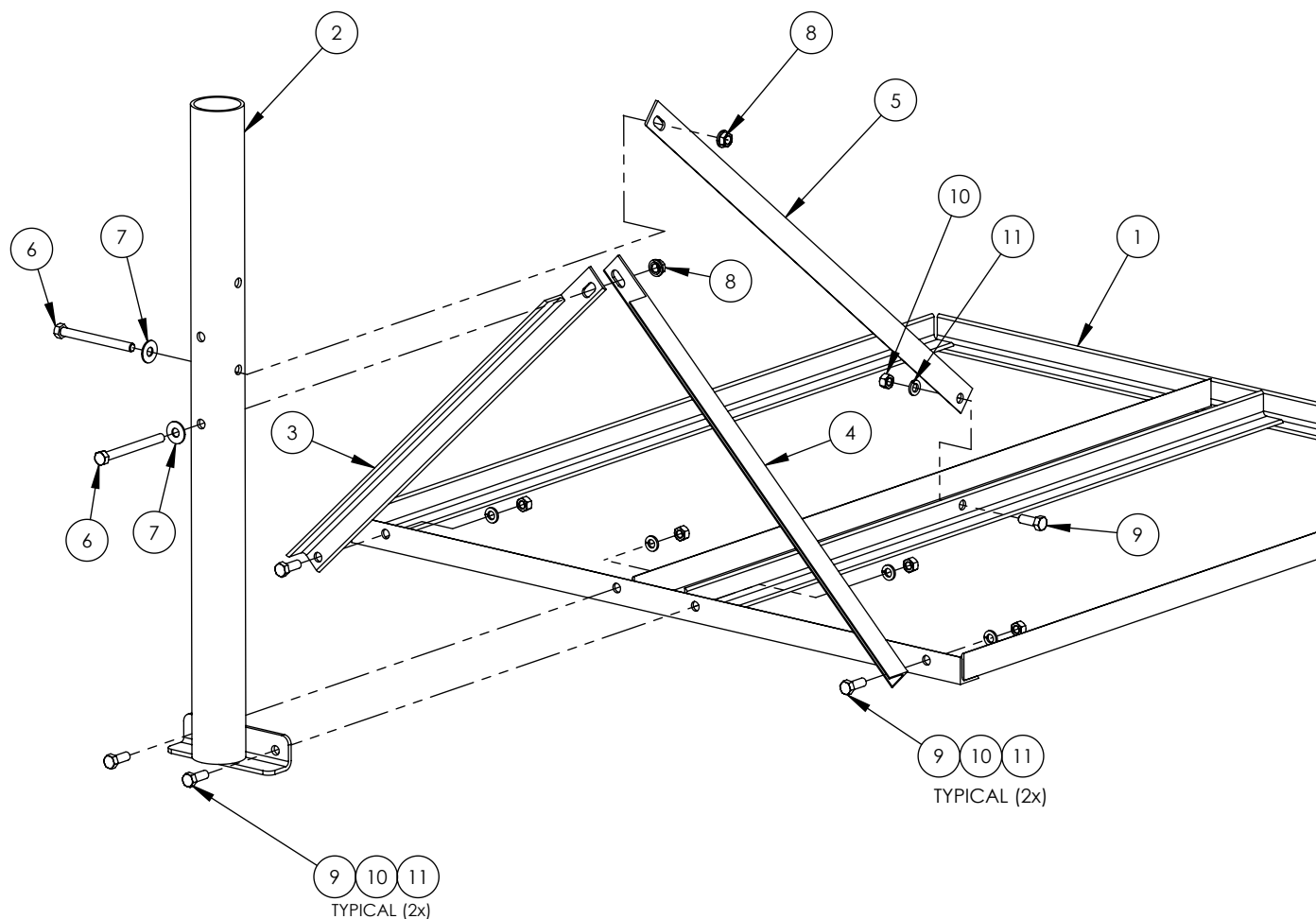
B3-(000)X( )-R INST

DATE  
10/09/14

FINISH

SHEET  
1 OF 2

SCALE  
-



**PROPRIETARY AND CONFIDENTIAL**

THE INFORMATION CONTAINED IN THIS DRAWING IS THE SOLE PROPERTY OF BAIRD SUPPORTING SYSTEMS. ANY REPRODUCTION IN PART OR AS A WHOLE WITHOUT THE WRITTEN PERMISSION OF BAIRD SUPPORTING SYSTEMS IS PROHIBITED.



WWW.BAIRD MOUNTS.COM

**UNLESS OTHERWISE SPECIFIED:**

DIMENSIONS ARE IN INCHES  
TOLERANCES:  
FRACTIONAL  $\pm$   
ANGULAR: MACH  $\pm$  BEND  $\pm$   
TWO PLACE DECIMAL  $\pm$   
THREE PLACE DECIMAL  $\pm$

DO NOT SCALE DRAWING

**BAIRD MOUNTING SYSTEMS**

WATERLOO, IA 50703  
PHONE: 319-233-3561  
SALES@BAIRDMOUNTS.COM

**TITLE:**

B3-34X40 with PAD  
ASSEMBLY INSTRUCTIONS

**DRAWN BY**

JK

**MATERIAL**

-

**DWG. PURPOSE**

INST

**DATE**

10/09/14

**FINISH**

-

**SHEET**

2 OF 2

**SCALE**

-

**PART. NO.**

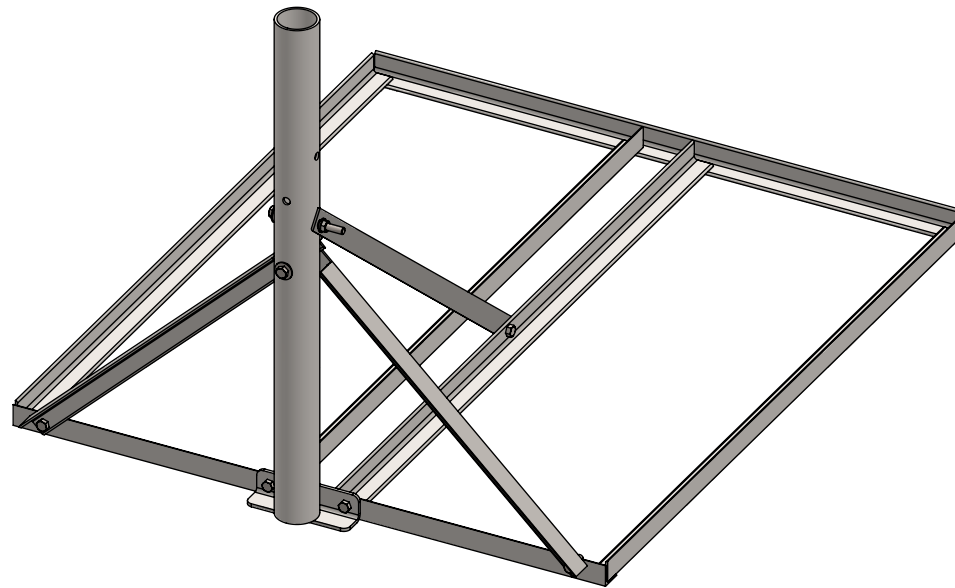
B3-(000)X( )-R

**DWG. NO.**

B3-(000)X( )-R INST

rev. 08/22

PART NO.	MAST DIAMETER	WEIGHT
B3-190X25	1.90"OD	36 lbs.
B3-200X25	2"OD	36 lbs.
B3-237X25	2.37"OD	38 lbs.
B3-288X25	2.88"OD	38 lbs.



**PROPRIETARY AND CONFIDENTIAL**

THE INFORMATION CONTAINED IN THIS DRAWING IS THE SOLE PROPERTY OF BAIRD SUPPORTING SYSTEMS. ANY REPRODUCTION IN PART OR AS A WHOLE WITHOUT THE WRITTEN PERMISSION OF BAIRD SUPPORTING SYSTEMS IS PROHIBITED.



WWW.BAIRDMounts.COM

**UNLESS OTHERWISE SPECIFIED:**

DIMENSIONS ARE IN INCHES  
TOLERANCES:  
FRACTIONAL ±  
ANGULAR: MACH ± BEND ±  
TWO PLACE DECIMAL ±  
THREE PLACE DECIMAL ±

DO NOT SCALE DRAWING

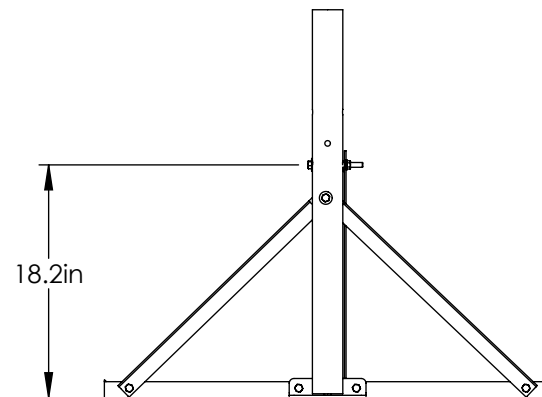
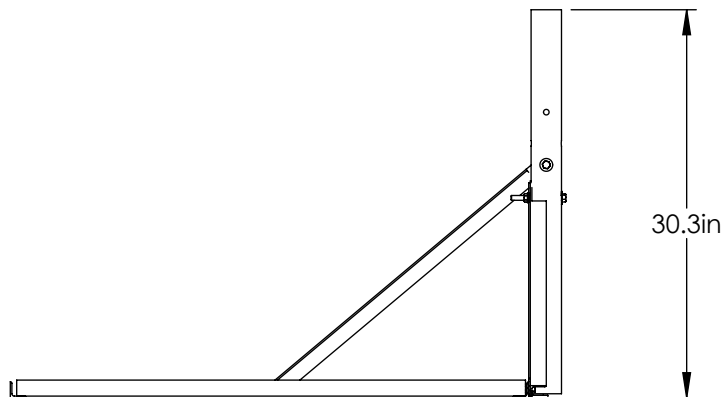
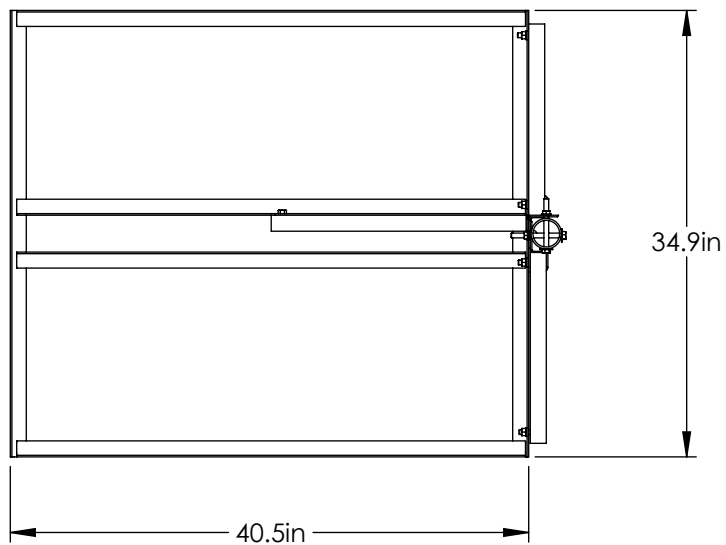
**BAIRD MOUNTING SYSTEMS**

WATERLOO, IA 50703  
PHONE: 319-233-3561  
SALES@BAIRDMounts.COM

**TITLE:**

B3-34X40 MOUNT WITH 2.5' MAST

DRAWN BY JK	DATE 05/03/13
MATERIAL STEEL	FINISH HDG
DWG. PURPOSE CUSTOMER	SHEET 1 OF 2
SCALE -	
PART. NO. SEE TABLE	
DWG. NO. B3-(000)X25	



**PROPRIETARY AND CONFIDENTIAL**

THE INFORMATION CONTAINED IN THIS DRAWING IS THE SOLE PROPERTY OF BAIRD SUPPORTING SYSTEMS. ANY REPRODUCTION IN PART OR AS A WHOLE WITHOUT THE WRITTEN PERMISSION OF BAIRD SUPPORTING SYSTEMS IS PROHIBITED.



WWW.BAIRDMOUNTS.COM

**UNLESS OTHERWISE SPECIFIED:**

DIMENSIONS ARE IN INCHES  
TOLERANCES:  
FRACTIONAL  $\pm$   
ANGULAR: MACH  $\pm$  BEND  $\pm$   
TWO PLACE DECIMAL  $\pm$   
THREE PLACE DECIMAL  $\pm$

DO NOT SCALE DRAWING

**BAIRD MOUNTING SYSTEMS**

WATERLOO, IA 50703  
PHONE: 319-233-3561  
SALES@BAIRDMOUNTS.COM

**TITLE:**

B3-34X40 MOUNT WITH 2.5' MAST

DRAWN BY  
JK

MATERIAL  
STEEL

DWG. PURPOSE  
CUSTOMER

DATE  
05/03/13

FINISH  
HDG

SHEET  
2 OF 2


SCALE  
-

**PART. NO.**

SEE TABLE-SHEET 1

DWG. NO.  
B3-(000)X25

PART NO.	MAST DIAMETER	WEIGHT
B3-237X5	2.37"OD	47 lbs.
B3-288X5	2.88"OD	60 lbs.



**PROPRIETARY AND CONFIDENTIAL**

THE INFORMATION CONTAINED IN THIS DRAWING IS THE SOLE PROPERTY OF BAIRD SUPPORTING SYSTEMS. ANY REPRODUCTION IN PART OR AS A WHOLE WITHOUT THE WRITTEN PERMISSION OF BAIRD SUPPORTING SYSTEMS IS PROHIBITED.



WWW.BAIRD MOUNTS.COM

UNLESS OTHERWISE SPECIFIED:

DIMENSIONS ARE IN INCHES  
TOLERANCES:  
FRACTIONAL  $\pm$   
ANGULAR: MACH  $\pm$  BEND  $\pm$   
TWO PLACE DECIMAL  $\pm$   
THREE PLACE DECIMAL  $\pm$

DO NOT SCALE DRAWING

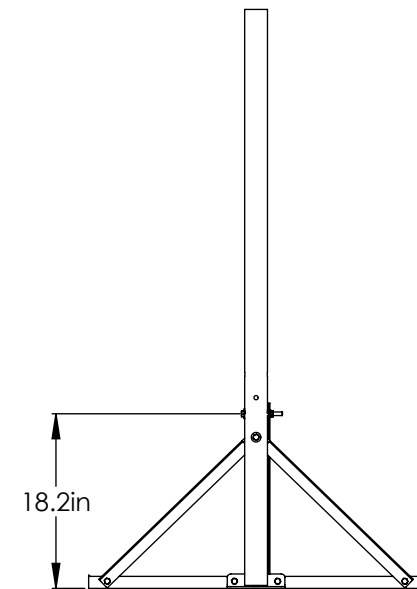
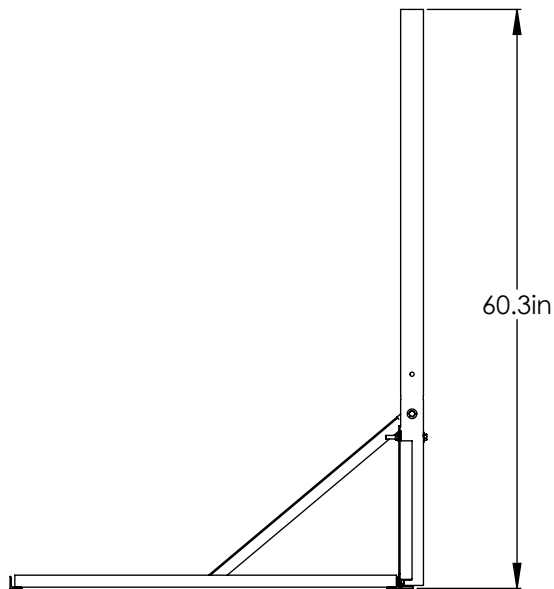
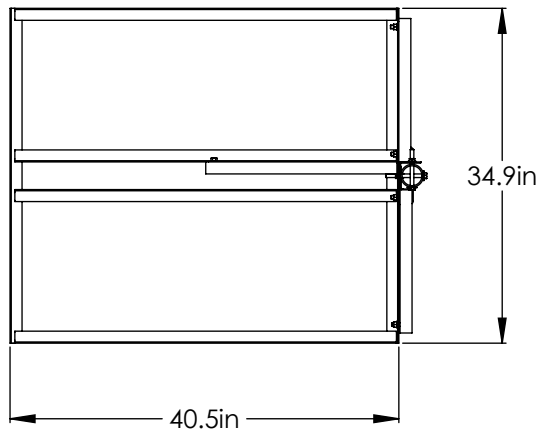
**BAIRD MOUNTING SYSTEMS**

WATERLOO, IA 50703  
PHONE: 319-233-3561  
SALES@BAIRD MOUNTS.COM

DESCRIPTION:

B3-34X40 MOUNT WITH 5' MAST

DRAWN BY JK	DATE 04/04/18
MATERIAL STEEL	FINISH HDG
DWG. PURPOSE CUSTOMER	SHEET 1 OF 2
SCALE -	
PART. NO. SEE TABLE	
DWG. NO. B3-(000)X5	



**PROPRIETARY AND CONFIDENTIAL**

THE INFORMATION CONTAINED IN THIS DRAWING IS THE SOLE PROPERTY OF BAIRD SUPPORTING SYSTEMS. ANY REPRODUCTION IN PART OR AS A WHOLE WITHOUT THE WRITTEN PERMISSION OF BAIRD SUPPORTING SYSTEMS IS PROHIBITED.



WWW.BAIRDMOUNTS.COM

**UNLESS OTHERWISE SPECIFIED:**

DIMENSIONS ARE IN INCHES  
TOLERANCES:  
FRACTIONAL  $\pm$   
ANGULAR: MACH  $\pm$  BEND  $\pm$   
TWO PLACE DECIMAL  $\pm$   
THREE PLACE DECIMAL  $\pm$

DO NOT SCALE DRAWING

**BAIRD MOUNTING SYSTEMS**

WATERLOO, IA 50703  
PHONE: 319-233-3561  
SALES@BAIRDMOUNTS.COM

**DESCRIPTION:**

B3-34X40 MOUNT WITH 5' MAST

DRAWN BY JK	DATE 04/04/18
MATERIAL STEEL	FINISH HDG
DWG. PURPOSE CUSTOMER	SHEET 2 OF 2
PART. NO. SEE TABLE-SHEET 1	SCALE -
DWG. NO. B3-(000)X5	



PART NO.	MAST DIAMETER	WEIGHT
B3-237X8	2.37"OD	58 lbs.
B3-288X8	2.88"OD	78 lbs.

**PROPRIETARY AND CONFIDENTIAL**  
THE INFORMATION CONTAINED IN THIS DRAWING IS THE SOLE PROPERTY OF BAIRD SUPPORTING SYSTEMS. ANY REPRODUCTION IN PART OR AS A WHOLE WITHOUT THE WRITTEN PERMISSION OF BAIRD SUPPORTING SYSTEMS IS PROHIBITED.



WWW.BAIRD MOUNTS.COM

UNLESS OTHERWISE SPECIFIED:  
DIMENSIONS ARE IN INCHES  
TOLERANCES:  
FRACTIONAL  $\pm$   
ANGULAR: MACH  $\pm$  BEND  $\pm$   
TWO PLACE DECIMAL  $\pm$   
THREE PLACE DECIMAL  $\pm$


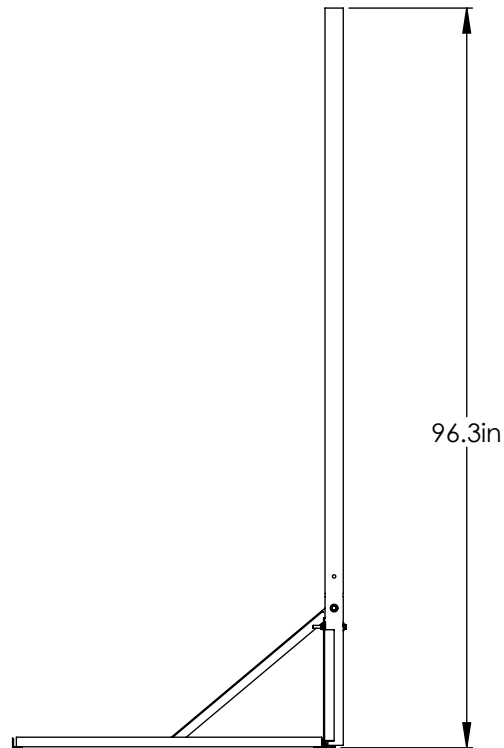
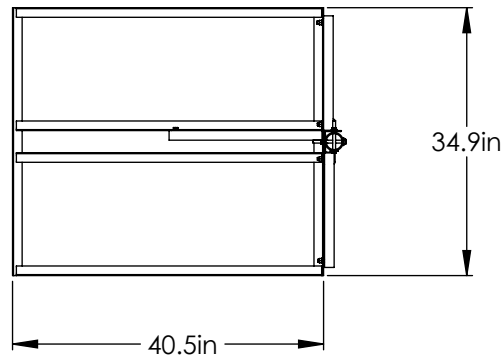
DO NOT SCALE DRAWING

### BAIRD MOUNTING SYSTEMS

WATERLOO, IA 50703  
PHONE: 319-233-3561  
SALES@BAIRD MOUNTS.COM

DESCRIPTION:  
B3-34X40 MOUNT WITH 8' MAST

DRAWN BY JK	DATE 04/04/18	
MATERIAL STEEL	FINISH HDG	
DWG. PURPOSE CUSTOMER	SHEET 1 OF 2	SCALE -
PART. NO. SEE TABLE		
DWG. NO. B3-(000)X8		



**PROPRIETARY AND CONFIDENTIAL**

THE INFORMATION CONTAINED IN THIS DRAWING IS THE SOLE PROPERTY OF BAIRD SUPPORTING SYSTEMS. ANY REPRODUCTION IN PART OR AS A WHOLE WITHOUT THE WRITTEN PERMISSION OF BAIRD SUPPORTING SYSTEMS IS PROHIBITED.



WWW.BAIRD MOUNTS.COM

**UNLESS OTHERWISE SPECIFIED:**

DIMENSIONS ARE IN INCHES  
TOLERANCES:  
FRACTIONAL  $\pm$   
ANGULAR: MACH  $\pm$  BEND  $\pm$   
TWO PLACE DECIMAL  $\pm$   
THREE PLACE DECIMAL  $\pm$

DO NOT SCALE DRAWING

**BAIRD MOUNTING SYSTEMS**

WATERLOO, IA 50703  
PHONE: 319-233-3561  
SALES@BAIRD MOUNTS.COM


**DESCRIPTION:**

B3-34X40 MOUNT WITH 8' MAST

DRAWN BY JK	DATE 04/04/18
MATERIAL STEEL	FINISH HDG
DWG. PURPOSE CUSTOMER	SHEET 2 OF 2
SCALE -	
PART. NO. SEE TABLE-SHEET 1	
DWG. NO. B3-(000)X8	



PART NO.	MAST DIAMETER	WEIGHT
B3-237X10	2.37"OD	65 lbs.
B3-288X10	2.88"OD	90 lbs.



**PROPRIETARY AND CONFIDENTIAL**

THE INFORMATION CONTAINED IN THIS DRAWING IS THE SOLE PROPERTY OF BAIRD SUPPORTING SYSTEMS. ANY REPRODUCTION IN PART OR AS A WHOLE WITHOUT THE WRITTEN PERMISSION OF BAIRD SUPPORTING SYSTEMS IS PROHIBITED.



WWW.BAIRD MOUNTS.COM

**UNLESS OTHERWISE SPECIFIED:**

DIMENSIONS ARE IN INCHES  
TOLERANCES:  
FRACTIONAL  $\pm$   
ANGULAR: MACH  $\pm$  BEND  $\pm$   
TWO PLACE DECIMAL  $\pm$   
THREE PLACE DECIMAL  $\pm$

DO NOT SCALE DRAWING


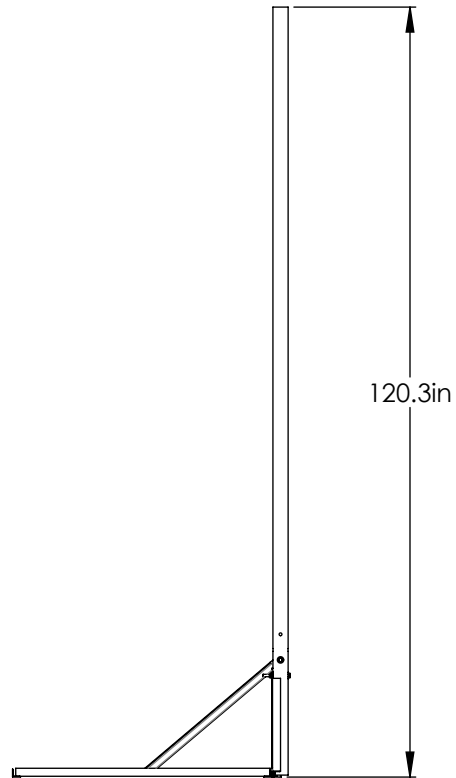
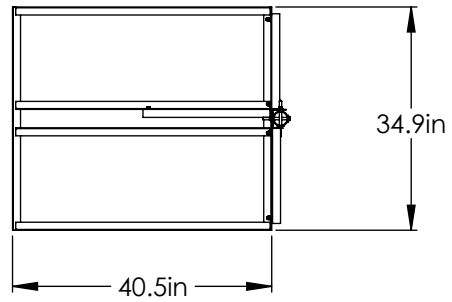
**BAIRD MOUNTING SYSTEMS**

WATERLOO, IA 50703  
PHONE: 319-233-3561  
SALES@BAIRD MOUNTS.COM

**DESCRIPTION:**

B3-34X40 MOUNT WITH 10' MAST

DRAWN BY JK	DATE 04/04/18	
MATERIAL STEEL	FINISH HDG	
DWG. PURPOSE CUSTOMER	SHEET 1 OF 2	SCALE -
PART. NO. SEE TABLE		
DWG. NO. B3-(000)X10		



**PROPRIETARY AND CONFIDENTIAL**

THE INFORMATION CONTAINED IN THIS DRAWING IS THE SOLE PROPERTY OF BAIRD SUPPORTING SYSTEMS. ANY REPRODUCTION IN PART OR AS A WHOLE WITHOUT THE WRITTEN PERMISSION OF BAIRD SUPPORTING SYSTEMS IS PROHIBITED.



WWW.BAIRD MOUNTS.COM

**UNLESS OTHERWISE SPECIFIED:**

DIMENSIONS ARE IN INCHES  
TOLERANCES:  
FRACTIONAL  $\pm$   
ANGULAR: MACH  $\pm$  BEND  $\pm$   
TWO PLACE DECIMAL  $\pm$   
THREE PLACE DECIMAL  $\pm$

DO NOT SCALE DRAWING

**BAIRD MOUNTING SYSTEMS**

WATERLOO, IA 50703  
PHONE: 319-233-3561  
SALES@BAIRDMOUNTS.COM

**DESCRIPTION:**

B3-34X40 MOUNT WITH 10' MAST

DRAWN BY JK	DATE 04/04/18
MATERIAL STEEL	FINISH HDG
DWG. PURPOSE CUSTOMER	SHEET 2 OF 2
PART. NO. SEE TABLE-SHEET 1	SCALE -
DWG. NO. B3-(000)X10	